

Maryland Department of Transportation
State Highway Administration
Highway Information Services Division
Turning Movement Report

Station ID : S1998150286 Count NO : 628743
 Location : MD 187 at Executive Blvd Compiled By : Nobody
 Date : 03/23/2006
 Comments: LOS AM:D PM:C (no pedestrians)

Beginning Hour	From North MD 187			From South MD 187			From East Executive Blvd			From West Executive Blvd			Grand Total		
	L	T	R	L	T	R	L	T	R	L	T	R			
6:00	5	394	59	132	157	6	0	54	2	56	46	151	103	300	1,109
7:00	13	930	193	374	334	23	0	138	12	150	66	287	316	669	2,686
8:00	9	929	309	481	370	30	2	309	17	328	101	322	395	818	3,274
9:00	8	761	229	374	427	14	1	223	31	255	75	281	253	609	2,677
10:00	9	572	120	331	578	28	3	146	22	171	85	247	184	516	2,325
11:00	28	617	113	343	671	47	0	159	29	188	107	390	257	754	2,761
12:00	12	777	164	366	788	28	1	312	53	366	136	345	235	716	3,217
13:00	13	860	251	415	701	11	1	353	44	398	148	280	283	711	3,360
14:00	10	840	153	277	735	13	1	419	57	477	105	259	257	621	3,126
15:00	10	727	138	296	908	15	2	391	62	455	131	370	292	793	3,342
16:00	10	735	134	295	993	11	0	336	22	358	179	519	472	1170	3,706
17:00	5	713	119	287	1370	9	0	445	34	479	166	678	506	1350	4,332
18:00	19	749	95	267	1167	10	0	428	26	454	91	455	378	924	3,685
Total :	151	9604	2077	4238	9199	245	11	3713	411	4135	1436	4584	3931	9951	39,600

Maryland Department of Transportation
 State Highway Administration
 Highway Information Services Division

Turning Movement Report

Station ID : S2005150045
 Location : MD 187 at POINDEXTER LA/EDSON LA
 Date : 09/20/2005
 Comments : LOS AM: B PM: C

Count NO : 616596
 Compiled By : Nobody

Beginning Hour	From North MD 187			From South MD 187			From East Edson La			From West Poindexter La			Grand Total		
	L	T	R	L	T	R	L	T	R	L	T	R			
	Total	Total	Total	Total	Total	Total	Total	Total	Total	Total	Total	Total			
6:00	16	771	2	7	431	52	28	0	6	34	4	0	9	13	1,326
7:00	23	2166	12	16	1234	148	173	2	18	193	4	0	21	25	3,817
8:00	43	2020	15	10	1502	156	190	0	31	221	8	0	20	28	3,995
9:00	24	1419	9	12	1337	154	120	1	25	146	5	0	6	11	3,112
10:00	11	1042	8	11	1148	114	86	10	24	120	8	0	8	16	2,470
11:00	16	1239	4	10	1313	110	76	1	33	110	8	0	8	16	2,818
12:00	23	1431	13	34	1419	137	84	0	14	98	11	0	8	19	3,174
13:00	23	1354	11	16	1275	129	115	1	13	129	8	1	6	15	2,952
14:00	23	1501	9	32	1435	148	120	0	16	136	9	0	12	21	3,305
15:00	22	1376	11	10	1604	140	139	2	28	169	8	0	14	22	3,354
16:00	29	1510	8	9	1844	141	125	1	26	152	4	0	10	14	3,707
17:00	42	1712	20	13	2062	222	190	5	45	240	19	0	20	39	4,350
Total :	295	17541	122	180	16604	1651	1446	23	279	1748	96	1	142	239	38,380

**Maryland Department of Transportation
State Highway Administration
Highway Information Services Division**

Turning Movement Report

Station ID : S1998150150
 Location : MD 187 at Tuckerman La
 Date : 03/28/2006
 Comments: LOS AM:F PM:D (no pedestrians)

Count NO : 628741
 Compiled By : Nobody

Beginning Hour	From North MD 187			From South MD 187			From East Tuckerman La			From West Tuckerman La			Grand Total			
	L	T	R	L	T	R	L	T	R	L	T	R				
6:00	21	570	32	45	455	36	536	131	40	14	185	61	152	34	247	1,591
7:00	53	1856	79	100	1119	94	1313	543	139	64	746	229	470	117	816	4,863
8:00	47	1969	121	128	1563	79	1770	588	168	67	823	299	498	100	897	5,627
9:00	28	1420	89	109	1288	112	1509	450	176	53	679	361	291	138	790	4,515
10:00	24	1106	127	81	1443	111	1635	259	95	30	384	289	210	104	603	3,879
11:00	25	1223	150	99	1489	183	1771	241	190	31	462	264	163	76	503	4,134
12:00	45	1100	208	89	1539	138	1766	233	100	19	352	297	152	66	515	3,986
13:00	34	1291	181	125	1253	175	1553	222	139	28	389	267	146	78	491	3,939
14:00	34	1433	210	148	1354	143	1645	225	127	32	384	334	177	92	603	4,309
15:00	40	1317	187	160	1486	81	1727	244	155	33	432	335	154	91	580	4,283
16:00	40	1227	254	190	1784	198	2172	238	205	39	482	341	192	84	617	4,792
17:00	40	1324	234	150	1994	179	2323	356	526	69	951	341	147	46	534	5,406
18:00	53	1121	199	172	2067	239	2478	256	487	52	795	225	225	60	510	5,156
Total :	484	16957	2071	1596	18834	1768	22198	3986	2547	531	7064	3643	2977	1086	7706	56,480

Sabra-Wang & Associates, INC

1504 Joh Avenue, Suite 160

Baltimore, Maryland - 21277 File Name : Tilden La @ Farmland Dr

Ph No : 410-737-6564 Site Code : 00000000

Weather: Clear
 Counted By: Marshall
 Town: Garrett Park
 County: Montgomery

Start Date : 10/14/2008

Page No : 1

Groups Printed- Unshifted

Start Time	FARMLAND DR From North					TILDEN LANE From East					FARMLAND DR From South					TILDEN LANE From West					Int. Total
	Left	Thru	Rght	Peds	App. Total	Left	Thru	Rght	Peds	App. Total	Left	Thru	Rght	Peds	App. Total	Left	Thru	Rght	Peds	App. Total	
Factor	1.0	1.0	1.0	1.0		1.0	1.0	1.0	1.0		1.0	1.0	1.0	1.0		1.0	1.0	1.0	1.0		
06:00	3	0	0	0	3	1	0	3	0	4	0	4	4	0	8	0	0	0	0	0	15
06:15	8	1	1	0	10	0	1	1	0	2	0	1	2	0	3	0	0	0	0	0	15
06:30	7	2	0	0	9	0	1	0	0	1	0	3	4	2	9	1	3	0	1	5	24
06:45	18	1	1	4	24	0	1	4	0	5	3	2	4	4	13	1	9	2	8	20	62
Total	36	4	2	4	46	1	3	8	0	12	3	10	14	6	33	2	12	2	9	25	116
07:00	26	0	0	2	28	1	1	2	0	4	0	1	8	2	11	0	7	0	0	7	50
07:15	21	1	0	9	31	3	2	5	3	13	1	2	8	2	13	1	6	1	2	10	67
07:30	22	3	0	2	27	4	0	6	3	13	0	4	11	0	15	3	4	0	0	7	62
07:45	15	0	0	1	16	4	2	9	2	17	0	8	14	0	22	5	2	0	2	9	64
Total	84	4	0	14	102	12	5	22	8	47	1	15	41	4	61	9	19	1	4	33	243
08:00	24	1	0	1	26	3	4	9	1	17	0	6	10	0	16	5	3	0	0	8	67
08:15	13	3	2	1	19	1	5	7	2	15	0	4	9	2	15	4	5	2	0	11	60
08:30	19	1	1	2	23	1	2	11	0	14	0	3	9	0	12	3	5	0	2	10	59
08:45	9	5	0	0	14	0	4	9	0	13	0	6	9	2	17	3	2	1	4	10	54
Total	65	10	3	4	82	5	15	36	3	59	0	19	37	4	60	15	15	3	6	39	240
*** BREAK ***																					
16:00	11	3	5	1	20	6	2	11	1	20	1	4	6	0	11	0	0	0	3	3	54
16:15	14	6	2	1	23	10	4	15	0	29	0	4	6	0	10	0	1	0	4	5	67
16:30	13	4	1	1	19	11	6	15	0	32	0	3	5	0	8	4	4	0	0	8	67
16:45	11	2	2	2	17	14	3	11	0	28	0	8	6	1	15	3	1	0	4	8	68
Total	49	15	10	5	79	41	15	52	1	109	1	19	23	1	44	7	6	0	11	24	256
17:00	11	4	2	2	19	9	4	19	0	32	1	5	1	2	9	0	0	0	3	3	63
17:15	15	8	2	0	25	7	7	23	0	37	0	7	4	3	14	1	5	0	2	8	84
17:30	14	6	3	3	26	9	2	17	0	28	0	5	7	1	13	1	4	0	0	5	72
17:45	11	5	2	4	22	6	3	15	0	24	1	3	7	0	11	2	2	0	0	4	61
Total	51	23	9	9	92	31	16	74	0	121	2	20	19	6	47	4	11	0	5	20	280
18:00	15	7	2	2	26	6	10	19	0	35	0	6	4	3	13	0	4	0	1	5	79
18:15	13	8	7	3	31	10	7	18	0	35	0	3	6	0	9	1	3	0	0	4	79
18:30	13	5	3	3	24	7	6	19	0	32	0	3	2	0	5	0	1	0	0	1	62
18:45	9	7	1	0	17	9	5	13	0	27	0	1	8	1	10	0	1	0	1	2	56
Total	50	27	13	8	98	32	28	69	0	129	0	13	20	4	37	1	9	0	2	12	276
Grand Total	335	83	37	44	499	122	82	261	12	477	7	96	154	25	282	38	72	6	37	153	1411
Apprch %	67.1	16.6	7.4	8.8		25.6	17.2	54.7	2.5		2.5	34.0	54.6	8.9		24.8	47.1	3.9	24.2		
Total %	23.7	5.9	2.6	3.1	35.4	8.6	5.8	18.5	0.9	33.8	0.5	6.8	10.9	1.8	20.0	2.7	5.1	0.4	2.6	10.8	

Sabra-Wang & Associates, INC

1504 Joh Avenue, Suite 160

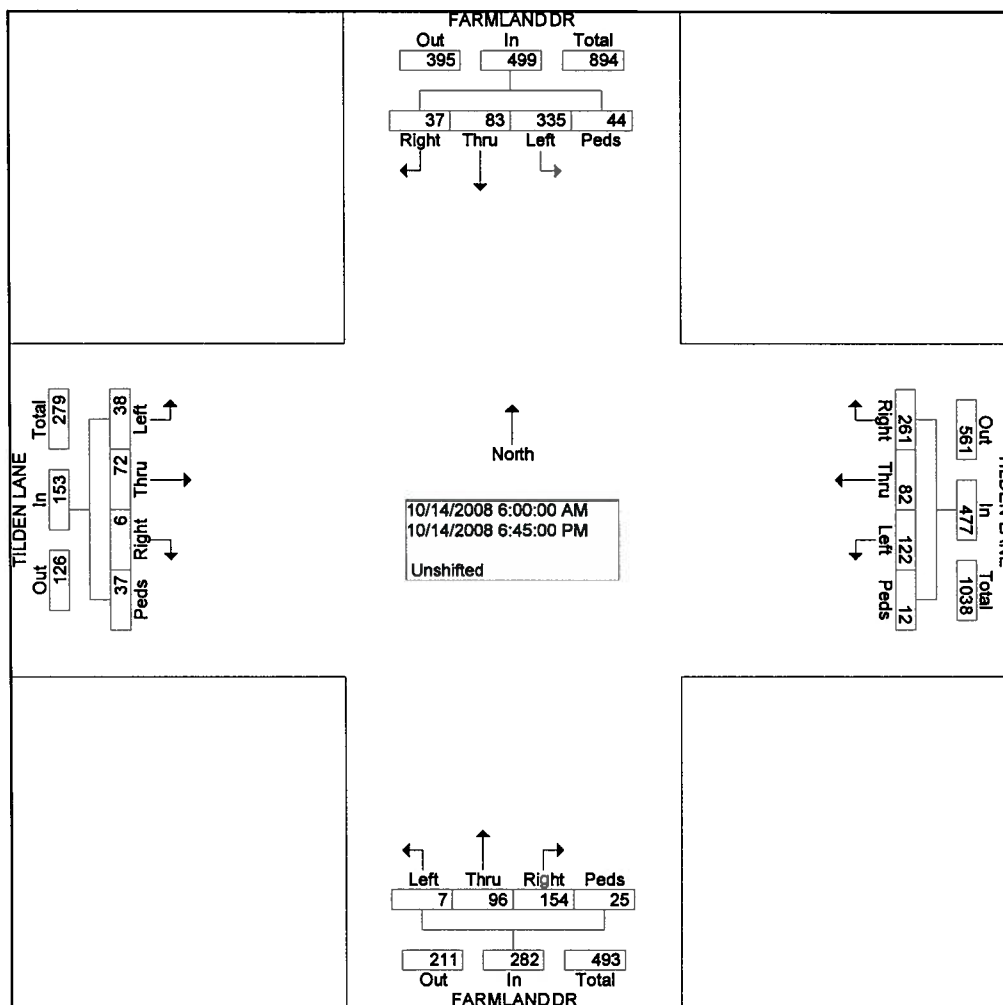
Baltimore, Maryland - 21277 File Name : Tilden La @ Farmland Dr

Ph No : 410-737-6564 Site Code : 00000000

Start Date : 10/14/2008

Page No : 2

Weather: Clear
 Counted By: Marshall
 Town: Garrett Park
 County: Montgomery



Sabra-Wang & Associates, INC

1504 Joh Avenue, Suite 160

Baltimore, Maryland - 21277 File Name : Tilden La @ Farmland Dr

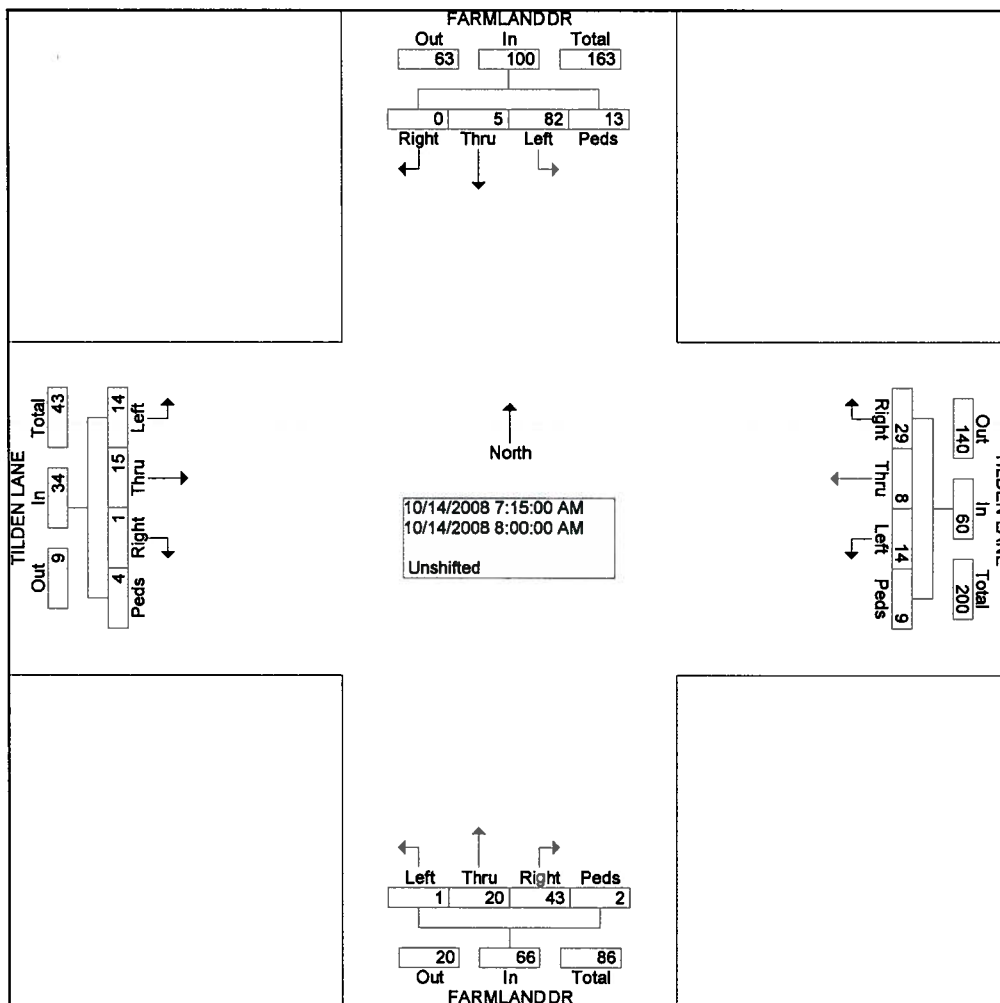
Ph No : 410-737-6564 Site Code : 00000000

Start Date : 10/14/2008

Page No : 3

Weather: Clear
 Counted By: Marshall
 Town: Garrett Park
 County: Montgomery

Start Time	FARMLAND DR From North					TILDEN LANE From East					FARMLAND DR From South					TILDEN LANE From West					Int. Total
	Left	Thru	Right	Peds	App. Total	Left	Thru	Right	Peds	App. Total	Left	Thru	Right	Peds	App. Total	Left	Thru	Right	Peds	App. Total	
Peak Hour From 06:00 to 08:45 - Peak 1 of 1																					
Intersection	07:15																				
Volume	82	5	0	13	100	14	8	29	9	60	1	20	43	2	66	14	15	1	4	34	260
Percent	82.0	5.0	0.0	13.0		23.3	13.3	48.3	15.0		1.5	30.3	65.2	3.0		41.2	44.1	2.9	11.8		
Volume	82	5	0	13	100	14	8	29	9	60	1	20	43	2	66	14	15	1	4	34	260
Volume	24	1	0	1	26	3	4	9	1	17	0	6	10	0	16	5	3	0	0	8	67
Peak Factor	0.970																				
High Int. Volume	07:15					07:45					07:45					07:15					
Peak Factor	21	1	0	9	31	4	2	9	2	17	0	8	14	0	22	1	6	1	2	10	0.85
Peak Factor	0.80					0.88					0.75					0					



Sabra-Wang & Associates, INC

1504 Joh Avenue, Suite 160

Baltimore, Maryland - 21217 File Name : Tilden La @ Farmland Dr

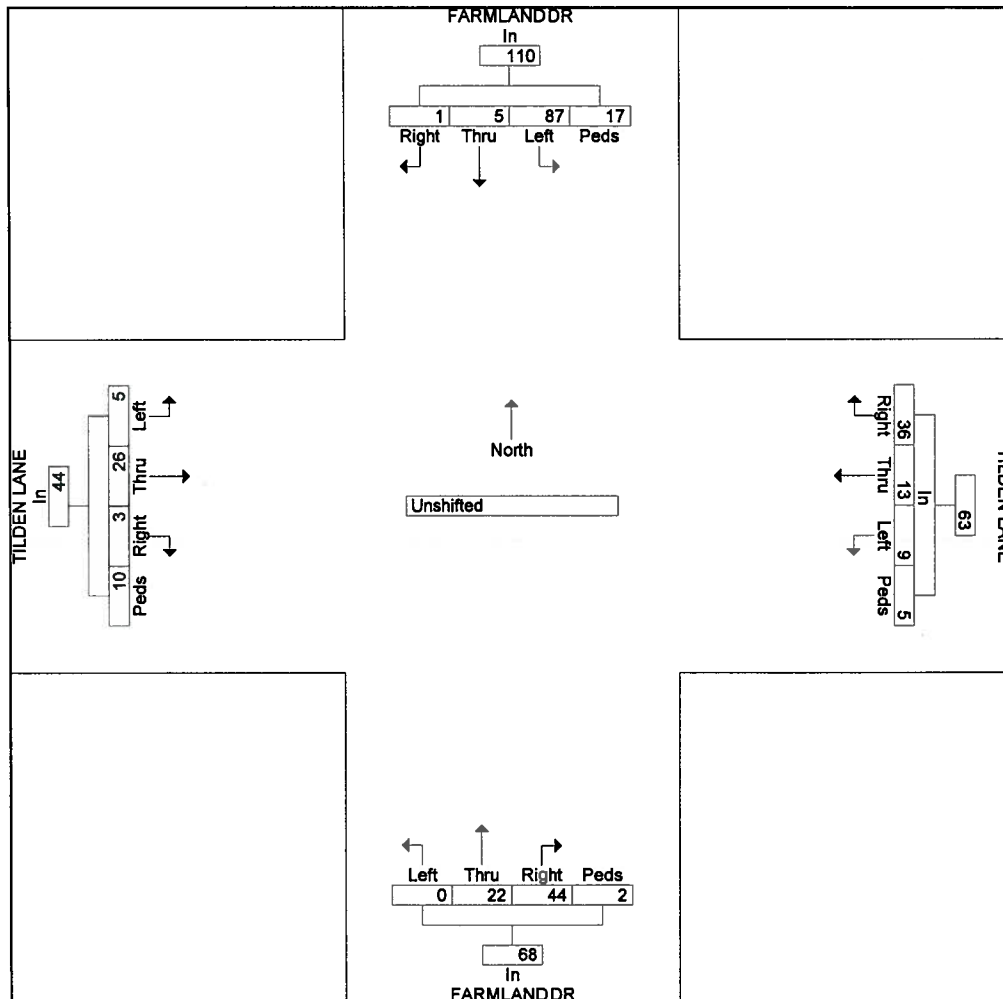
Ph No : 410-737-6564 Site Code : 00000000

Start Date : 10/14/2008

Page No : 4

Weather: Clear
 Counted By: Marshall
 Town: Garrett Park
 County: Montgomery

Start Time	FARMLAND DR From North					TILDEN LANE From East					FARMLAND DR From South					TILDEN LANE From West					Int. Total
	Left	Thru	Right	Peds	App. Total	Left	Thru	Right	Peds	App. Total	Left	Thru	Right	Peds	App. Total	Left	Thru	Right	Peds	App. Total	
Peak Hour From 06:00 to 08:45 - Peak 1 of 1																					
By Approach	06:45					07:45					07:30					06:45					
Volume	87	5	1	17	110	9	13	36	5	63	0	22	44	2	68	5	26	3	10	44	
Percent	79.1	4.5	0.9	15.5		14.3	20.6	57.1	7.9		0.0	32.4	64.7	2.9		11.4	59.1	6.8	22.7		
High Int. Peak Factor	07:15					07:45					07:45					06:45					
Volume	21	1	0	9	31	4	2	9	2	17	0	8	14	0	22	1	9	2	8	20	
Peak Factor	0.887					0.926					0.773					0.550					

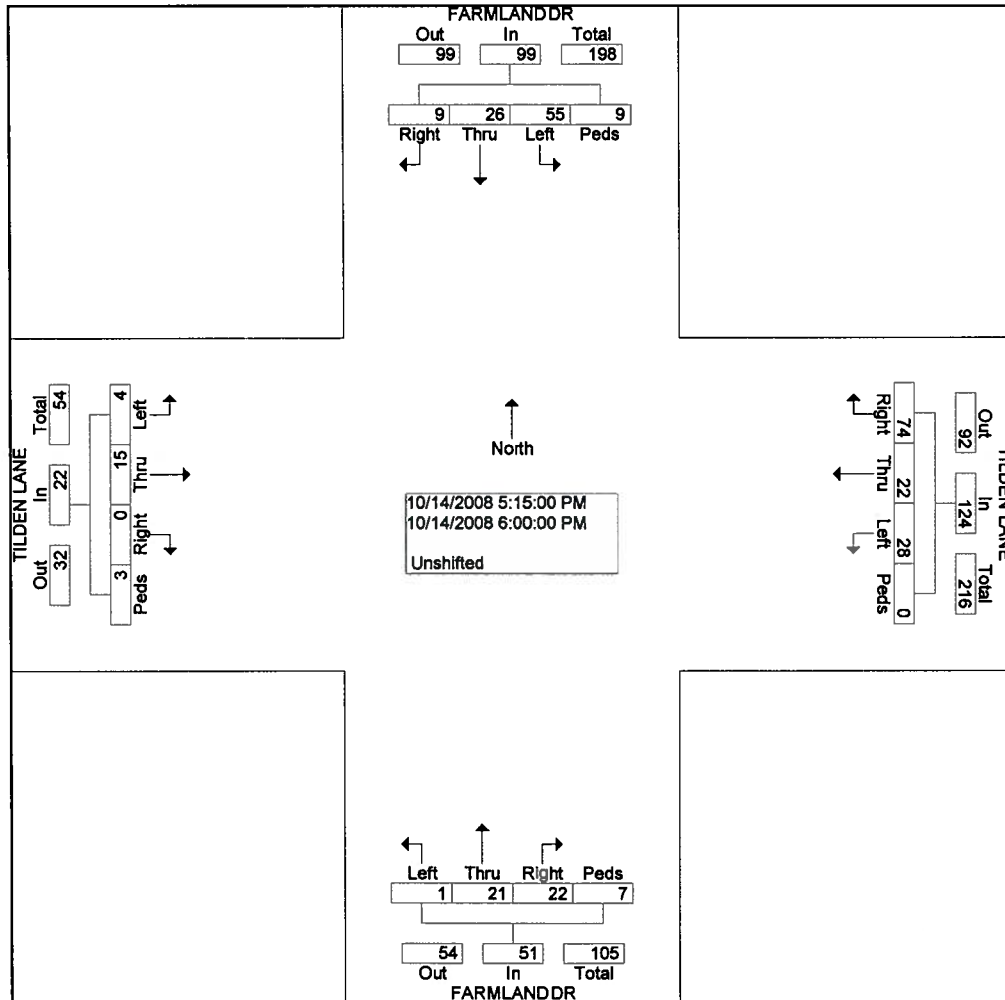


Sabra-Wang & Associates, INC
 1504 Joh Avenue, Suite 160

Weather: Clear
 Counted By: Marshall
 Town: Garrett Park
 County: Montgomery

Baltimore, Maryland - 21277 File Name : Tilden La @ Farmland Dr
 Ph No : 410-737-6564 Site Code : 00000000
 Start Date : 10/14/2008
 Page No : 5

Start Time	FARMLAND DR From North					TILDEN LANE From East					FARMLAND DR From South					TILDEN LANE From West					Int. Total
	Left	Thru	Right	Peds	App. Total	Left	Thru	Right	Peds	App. Total	Left	Thru	Right	Peds	App. Total	Left	Thru	Right	Peds	App. Total	
Peak Hour From 16:00 to 18:45 - Peak 1 of 1																					
Intersection	17:15																				
Volume	55	26	9	9	99	28	22	74	0	124	1	21	22	7	51	4	15	0	3	22	296
Percent	55.	26.	9.1	9.1		22.	17.	59.	0.0		2.0	41.	43.	13.		18.	68.	0.0	13.		
Volume	6	3				6	7	7			2	2	1	7		2	2		6		
Volume	55	26	9	9	99	28	22	74	0	124	1	21	22	7	51	4	15	0	3	22	296
Volume	15	8	2	0	25	7	7	23	0	37	0	7	4	3	14	1	5	0	2	8	84
Peak Factor	0.881																				
High Int. Peak Factor	17:30					17:15					17:15					17:15					
Volume	14	6	3	3	26	7	7	23	0	37	0	7	4	3	14	1	5	0	2	8	8
Peak Factor	0.95					0.83					0.91					0.68					
Peak Factor	2					8					1					8					



Sabra-Wang & Associates, INC

1504 Joh Avenue, Suite 160

Baltimore, Maryland - 21277 File Name : Tilden La @ Farmland Dr

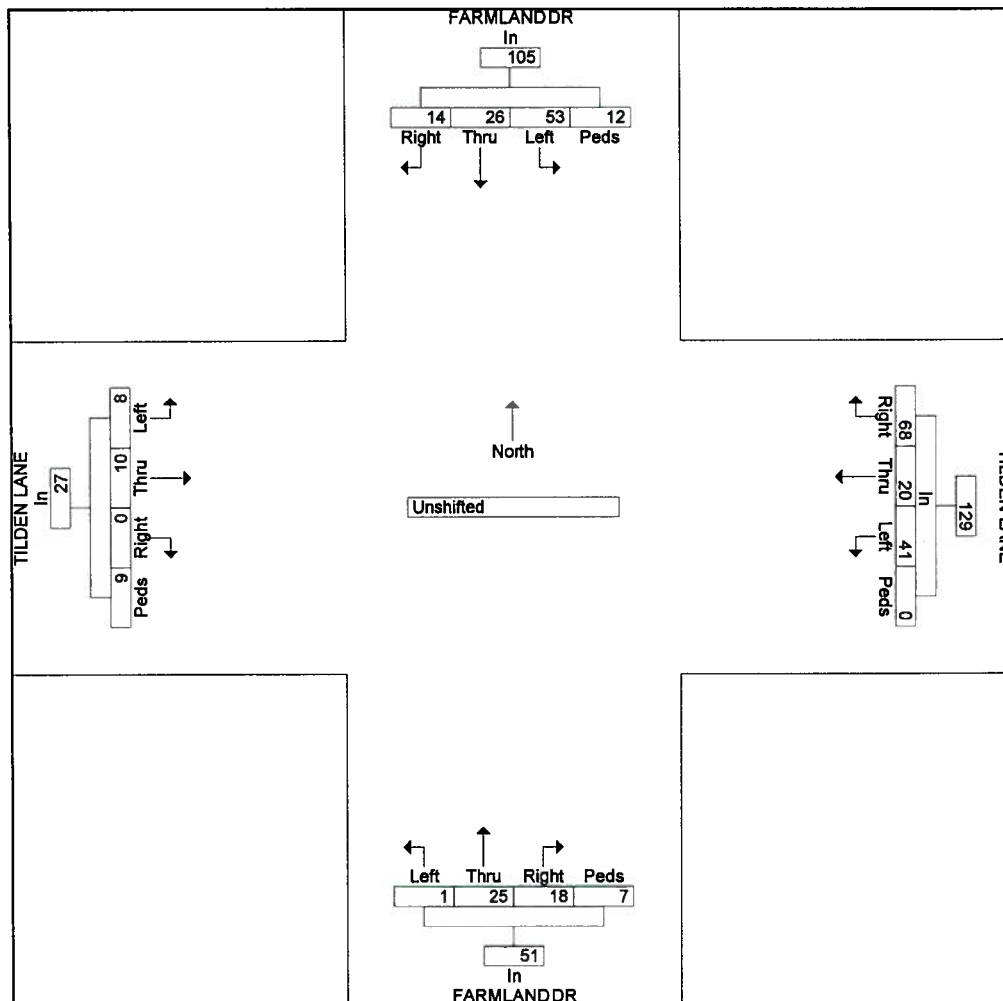
Ph No : 410-737-6564 Site Code : 00000000

Start Date : 10/14/2008

Page No : 6

Weather: Clear
 Counted By: Marshall
 Town: Garrett Park
 County: Montgomery

Start Time	FARMLAND DR From North					TILDEN LANE From East					FARMLAND DR From South					TILDEN LANE From West					Int. Total
	Left	Thru	Right	Peds	App. Total	Left	Thru	Right	Peds	App. Total	Left	Thru	Right	Peds	App. Total	Left	Thru	Right	Peds	App. Total	
Peak Hour From 16:00 to 18:45 - Peak 1 of 1																					
By Approach	17:30					16:30					16:45					16:30					
Volume	53	26	14	12	105	41	20	68	0	129	1	25	18	7	51	8	10	0	9	27	
Percent	50.	24.	13.	11.		31.	15.	52.	0.0		2.0	49.	35.	13.		29.	37.	0.0	33.		
	5	8	3	4		8	5	7			0	0	3	7		6	0		3		
High Int. Peak Factor	18:15					17:15					16:45					16:30					
Volume	13	8	7	3	31	7	7	23	0	37	0	8	6	1	15	4	4	0	0	8	
					0.84					0.87					0.85					0.84	
					7					2					0					4	



Sabra, Wang & Associates, Inc.

1504 Joh Avenue #160

Baltimore, MD 21207 Name : Tilden la @ Farmland Dr Saturday

www.sabra-wang.com Site Code : 00000000

Start Date : 10/25/2008

Page No : 1

Weather: Clear
 Counted By: Yuri
 Town: Garrett Park
 County: Montgomery

Groups Printed- Unshifted

Start Time	FARMLAND DR From North					TILDEN LA From East					FARMLAND DR From South					TILDEN LA From West					Int. Total
	Left	Thru	Rght	Peds	App. Total	Left	Thru	Rght	Peds	App. Total	Left	Thru	Rght	Peds	App. Total	Left	Thru	Rght	Peds	App. Total	
Factor	1.0	1.0	1.0	1.0		1.0	1.0	1.0	1.0		1.0	1.0	1.0	1.0		1.0	1.0	1.0	1.0		
11:00 AM	4	10	2	1	17	7	3	5	0	15	0	6	9	1	16	5	3	0	0	8	56
11:15 AM	5	8	1	0	14	5	1	2	0	8	0	9	9	1	19	0	1	0	1	2	43
11:30 AM	5	2	2	0	9	1	1	9	0	11	0	2	6	0	8	3	0	0	0	3	31
11:45 AM	8	6	0	1	15	9	4	6	0	19	0	6	4	0	10	4	2	0	0	6	50
Total	22	26	5	2	55	22	9	22	0	53	0	23	28	2	53	12	6	0	1	19	180
12:00 PM	7	9	0	1	17	3	4	6	0	13	0	3	5	0	8	1	2	0	0	3	41
12:15 PM	10	0	0	0	10	8	1	5	0	14	0	3	4	0	7	3	2	0	0	5	36
12:30 PM	8	6	0	0	14	8	5	5	0	18	0	2	8	0	10	2	3	0	0	5	47
12:45 PM	5	4	1	0	10	5	1	4	0	10	0	2	5	0	7	2	2	0	0	4	31
Total	30	19	1	1	51	24	11	20	0	55	0	10	22	0	32	8	9	0	0	17	155
01:00 PM	8	5	1	0	14	4	3	4	0	11	0	0	5	0	5	3	2	0	0	5	35
01:15 PM	12	6	0	0	18	4	1	12	0	17	0	6	4	0	10	2	2	0	0	4	49
01:30 PM	8	1	0	0	9	1	5	6	0	12	0	6	6	0	12	1	4	1	0	6	39
01:45 PM	8	10	2	0	20	6	4	6	0	16	1	4	4	0	9	2	2	0	0	4	49
Total	36	22	3	0	61	15	13	28	0	56	1	16	19	0	36	8	10	1	0	19	172
02:00 PM	3	6	3	0	12	6	6	16	0	28	0	1	4	0	5	2	3	0	0	5	50
02:15 PM	7	6	0	0	13	5	4	6	0	15	0	3	6	0	9	1	2	0	0	3	40
02:30 PM	11	3	1	0	15	9	2	5	0	16	0	5	5	0	10	2	1	0	0	3	44
02:45 PM	7	3	1	0	11	13	2	8	2	25	0	4	3	0	7	1	2	0	1	4	47
Total	28	18	5	0	51	33	14	35	2	84	0	13	18	0	31	6	8	0	1	15	181
Grand Total	116	85	14	3	218	94	47	105	2	248	1	62	87	2	152	34	33	1	2	70	688
Apprch %	53.2	39.0	6.4	1.4		37.9	19.0	42.3	0.8		0.7	40.8	57.2	1.3		48.6	47.1	1.4	2.9		
Total %	16.9	12.4	2.0	0.4	31.7	13.7	6.8	15.3	0.3	36.0	0.1	9.0	12.6	0.3	22.1	4.9	4.8	0.1	0.3	10.2	

Sabra, Wang & Associates, Inc.

1504 Joh Avenue #160

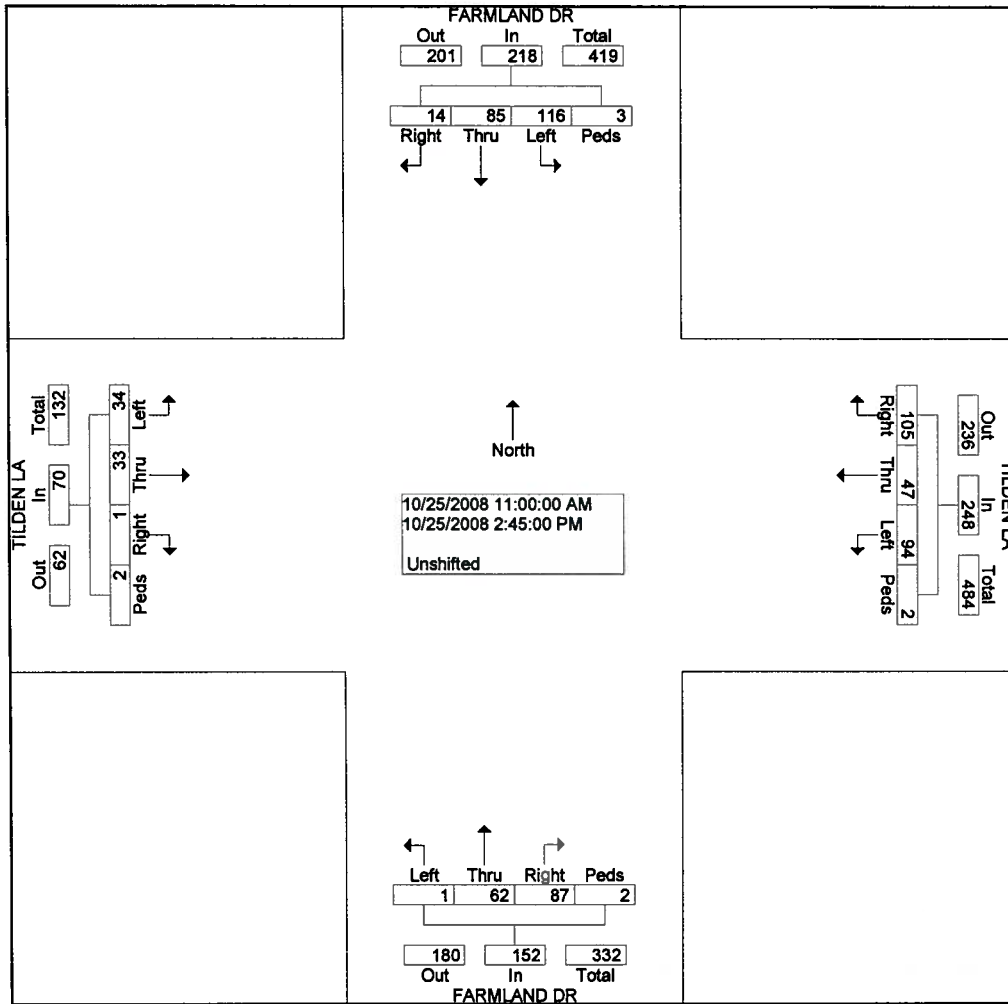
Baltimore, MD 21207 Name : Tilden Ia @ Farmland Dr Saturday

www.sabra-wang.com Site Code : 00000000

Start Date : 10/25/2008

Page No : 2

Weather: Clear
 Counted By: Yuri
 Town: Garrett Park
 County: Montgomery



Sabra, Wang & Associates, Inc.

1504 Joh Avenue #160

Baltimore, MD 21207 Site Name : Tilden la @ Farmland Dr Saturday

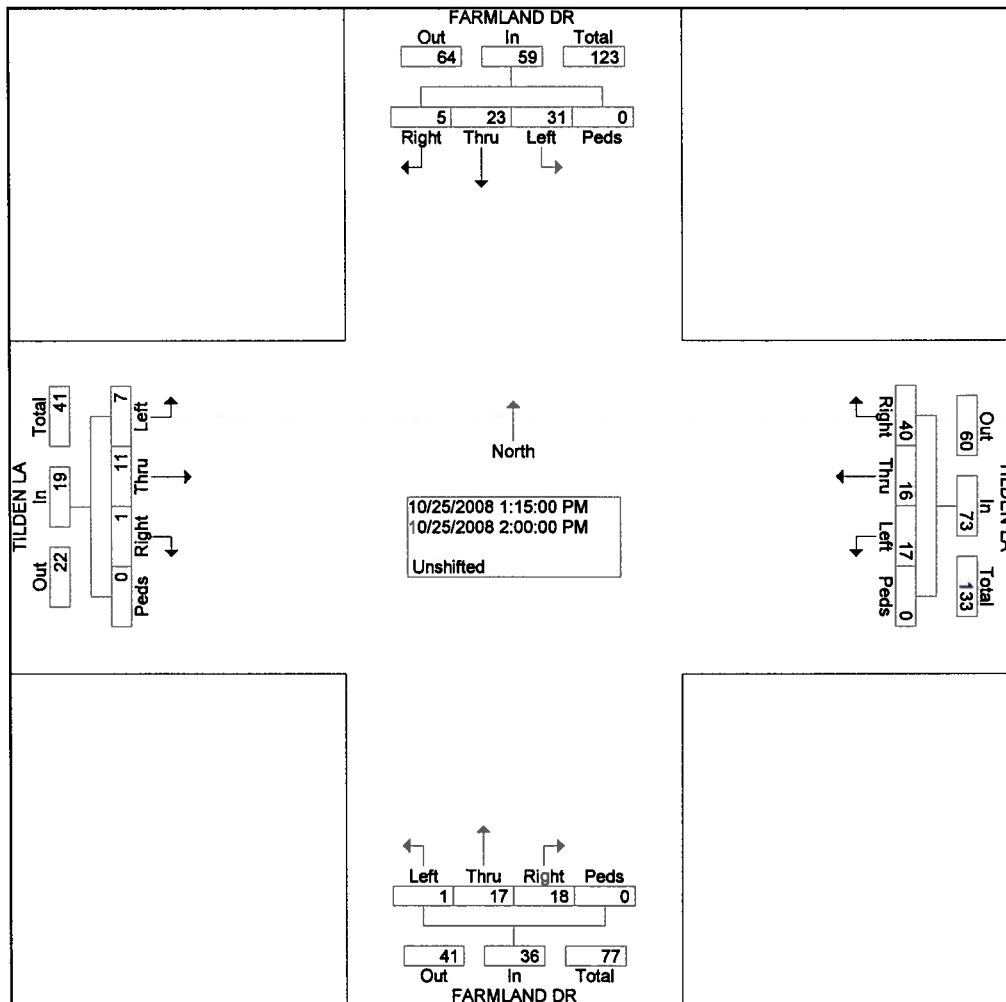
www.sabra-wang.com Site Code : 00000000

Start Date : 10/25/2008

Page No : 3

Weather: Clear
 Counted By: Yuri
 Town: Garrett Park
 County: Montgomery

Start Time	FARMLAND DR From North					TILDEN LA From East					FARMLAND DR From South					TILDEN LA From West					Int. Total
	Left	Thru	Rig ht	Ped s	App. Total	Left	Thru	Rig ht	Ped s	App. Total	Left	Thru	Rig ht	Ped s	App. Total	Left	Thru	Rig ht	Ped s	App. Total	
Peak Hour From 11:00 AM to 02:45 PM - Peak 1 of 1																					
Intersection	01:15 PM																				
Volume	31	23	5	0	59	17	16	40	0	73	1	17	18	0	36	7	11	1	0	19	187
Percent	52.5	39.0	8.5	0.0		23.3	21.9	54.8	0.0		2.8	47.2	50.0	0.0		36.8	57.9	5.3	0.0		
02:00 Volume	3	6	3	0	12	6	6	16	0	28	0	1	4	0	5	2	3	0	0	5	50
Peak Factor	0.935																				
High Int. Volume	01:45 PM					02:00 PM					01:30 PM					01:30 PM					
Peak Factor	8	10	2	0	20	6	6	16	0	28	0	6	6	0	12	1	4	1	0	6	
	0.73					0.65					0.75					0.79					
	8					2					0					2					



Sabra, Wang & Associates, Inc.

1504 Joh Avenue #160

Baltimore, MD 21227 File Name : Tuckerman La @ Marcliff Rd

www.sabra-wang.com Site Code : 00000000

Start Date : 11/05/2008

Page No : 1

Weather: Clear
 Counted By: Moh
 Town: Garrett Park
 County: Montgomery

Groups Printed- Unshifted

Start Time	MARCLIFF RD From North					TUCKERMAN LN From East					NO ENTRY From South					TUCKERMAN LN From West					Int. Total
	Left	Thru	Right	Peds	App. Total	Left	Thru	Right	Peds	App. Total	Left	Thru	Right	Peds	App. Total	Left	Thru	Right	Peds	App. Total	
Factor	1.0	1.0	1.0	1.0		1.0	1.0	1.0	1.0		1.0	1.0	1.0	1.0		1.0	1.0	1.0	1.0		
06:00 AM	3	0	4	0	7	0	33	0	0	33	0	0	0	0	0	2	45	0	0	47	87
06:15 AM	2	0	3	0	5	0	28	1	0	29	0	0	0	0	0	3	74	0	0	77	111
06:30 AM	6	0	1	0	7	0	50	2	0	52	0	0	0	0	0	4	104	0	0	108	167
06:45 AM	9	0	8	0	17	0	67	4	0	71	0	0	0	0	0	2	109	0	0	111	199
Total	20	0	16	0	36	0	178	7	0	185	0	0	0	0	0	11	332	0	0	343	564
07:00 AM	9	0	6	0	15	0	64	9	0	73	0	0	0	0	0	4	135	0	0	139	227
07:15 AM	10	0	4	0	14	0	91	12	0	103	0	0	0	0	0	7	196	0	0	203	320
07:30 AM	17	0	8	0	25	0	118	12	0	130	0	0	0	0	0	8	221	0	0	229	384
07:45 AM	11	0	11	0	22	0	124	9	0	133	0	0	0	0	0	22	210	0	0	232	387
Total	47	0	29	0	76	0	397	42	0	439	0	0	0	0	0	41	762	0	0	803	1318
08:00 AM	6	0	26	0	32	0	131	8	0	139	0	0	0	0	0	35	194	0	0	229	400
08:15 AM	9	0	23	0	32	0	124	6	0	130	0	0	0	0	0	18	192	0	0	210	372
08:30 AM	4	0	10	1	15	0	106	12	0	118	0	0	0	0	0	10	223	0	0	233	366
08:45 AM	7	0	27	0	34	0	111	10	0	121	0	0	0	0	0	9	197	0	0	206	361
Total	26	0	86	1	113	0	472	36	0	508	0	0	0	0	0	72	806	0	0	878	1499
*** BREAK ***																					
04:00 PM	6	0	16	0	22	0	159	5	0	164	0	0	0	0	0	7	166	0	0	173	359
04:15 PM	1	0	21	0	22	0	174	9	0	183	0	0	0	0	0	5	190	0	0	195	400
04:30 PM	6	0	15	0	21	0	159	7	0	166	0	0	0	0	0	2	143	0	0	145	332
04:45 PM	0	0	22	0	22	0	195	6	0	201	0	0	0	0	0	3	151	0	0	154	377
Total	13	0	74	0	87	0	687	27	0	714	0	0	0	0	0	17	650	0	0	667	1468
05:00 PM	2	0	19	0	21	0	209	16	0	225	0	0	0	0	0	2	166	0	0	168	414
05:15 PM	2	0	19	0	21	0	207	10	0	217	0	0	0	0	0	3	151	0	0	154	392
05:30 PM	3	0	23	0	26	0	250	7	0	257	0	0	0	0	0	5	161	0	0	166	449
05:45 PM	1	0	24	0	25	0	226	15	0	241	0	0	0	0	0	3	163	0	0	166	432
Total	8	0	85	0	93	0	892	48	0	940	0	0	0	0	0	13	641	0	0	654	1687
06:00 PM	4	0	22	0	26	0	259	9	0	268	0	0	0	0	0	11	184	0	0	195	489
06:15 PM	0	0	22	0	22	0	284	10	0	294	0	0	0	0	0	5	176	0	0	181	497
06:30 PM	6	0	13	0	19	0	266	9	0	275	0	0	0	0	0	9	125	0	0	134	428
06:45 PM	4	0	6	0	10	0	230	5	0	235	0	0	0	0	0	10	136	0	0	146	391
Total	14	0	63	0	77	0	1039	33	0	1072	0	0	0	0	0	35	621	0	0	656	1805
Grand Total	128	0	353	1	482	0	3665	193	0	3858	0	0	0	0	0	189	3812	0	0	4001	8341
Apprch %	26.6	0.0	73.2	0.2		0.0	95.0	5.0	0.0		0.0	0.0	0.0	0.0		4.7	95.3	0.0	0.0		
Total %	1.5	0.0	4.2	0.0	5.8	0.0	43.9	2.3	0.0	46.3	0.0	0.0	0.0	0.0	0.0	2.3	45.7	0.0	0.0	48.0	

Sabra, Wang & Associates, Inc.

1504 Joh Avenue #160

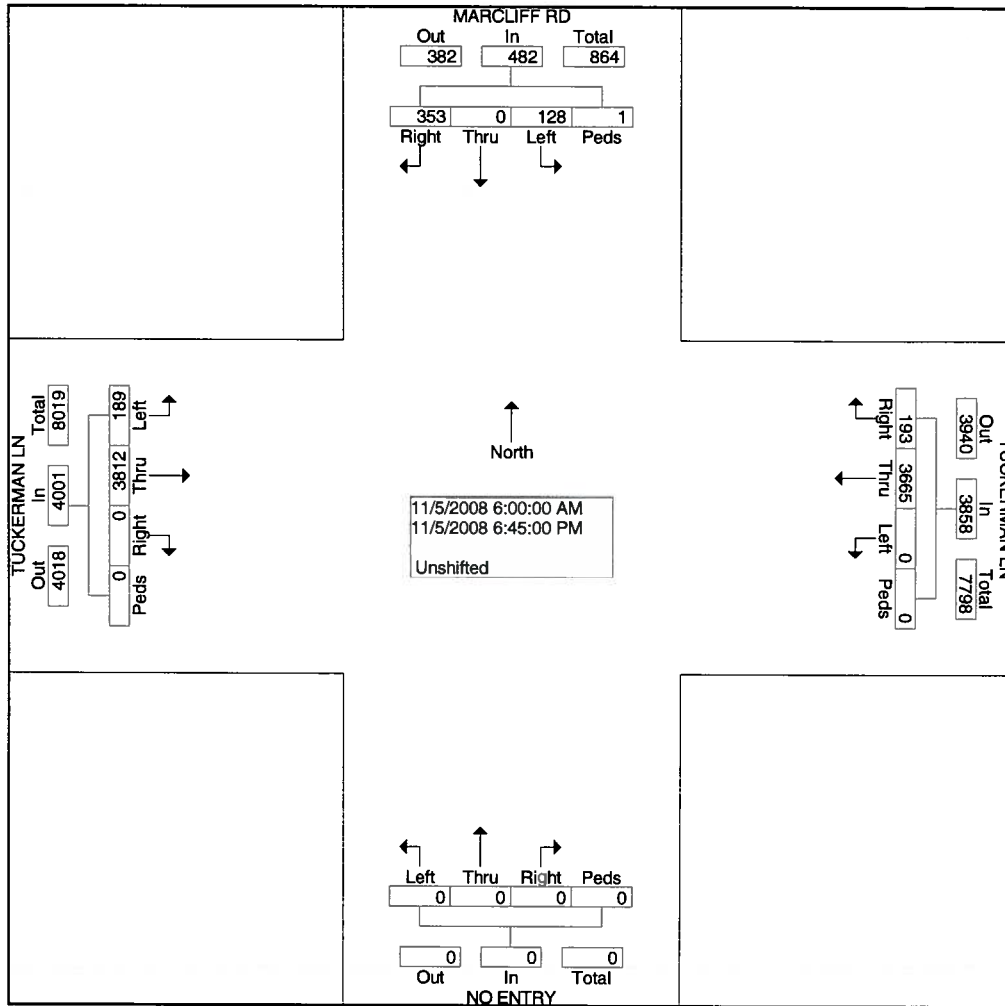
Baltimore, MD 21227 File Name : Tuckerman La @ Marcliff Rd

www.sabra-wang.com Site Code : 00000000

Start Date : 11/05/2008

Page No : 2

Weather: Clear
 Counted By: Moh
 Town: Garrett Park
 County: Montgomery



Sabra, Wang & Associates, Inc.

1504 Joh Avenue #160

Baltimore, MD 21227 File Name : Tuckerman La @ Marcliff Rd

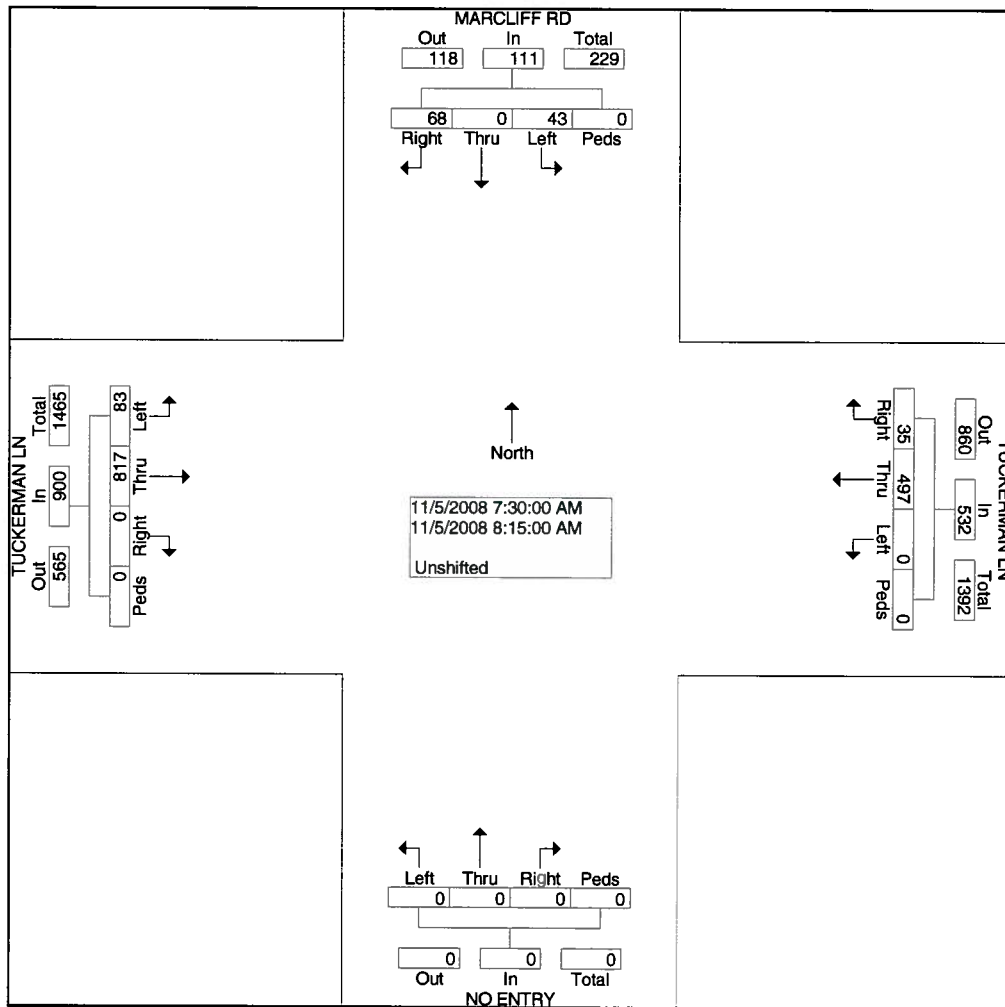
www.sabra-wang.com Site Code : 00000000

Start Date : 11/05/2008

Page No : 3

Weather: Clear
 Counted By: Moh
 Town: Garrett Park
 County: Montgomery

Start Time	MARCLIFF RD From North					TUCKERMAN LN From East					NO ENTRY From South					TUCKERMAN LN From West					Int. Total
	Left	Thru	Right	Peds	App. Total	Left	Thru	Right	Peds	App. Total	Left	Thru	Right	Peds	App. Total	Left	Thru	Right	Peds	App. Total	
Peak Hour From 06:00 AM to 12:30 PM - Peak 1 of 1																					
Intersection	07:30 AM																				
Volume	43	0	68	0	111	0	497	35	0	532	0	0	0	0	0	83	817	0	0	900	1543
Percent	38.7	0.0	61.3	0.0		0.0	93.4	6.6	0.0		0.0	0.0	0.0	0.0		9.2	90.8	0.0	0.0		
08:00 Volume	6	0	26	0	32	0	131	8	0	139	0	0	0	0	0	35	194	0	0	229	400
Peak Factor	0.964																				
High Int. Volume	08:00 AM					08:00 AM					5:45:00 AM					07:45 AM					
Peak Factor	6	0	26	0	32	0	131	8	0	139	0	0	0	0	0	22	210	0	0	232	0
	0.86					0.95										0.97					
	7					7										0					



Sabra, Wang & Associates, Inc.

1504 Joh Avenue #160

Baltimore, MD 21227 File Name : Tuckerman La @ Marcliff Rd

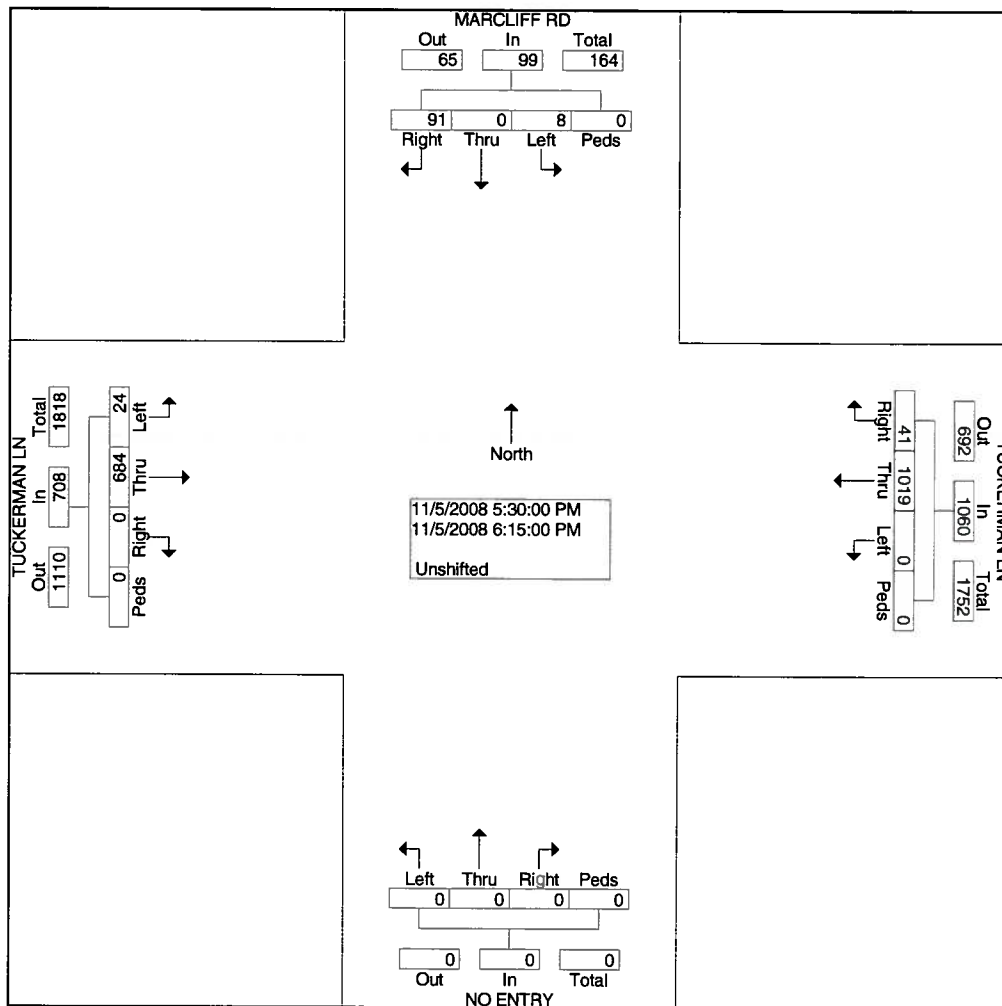
www.sabra-wang.com Site Code : 00000000

Start Date : 11/05/2008

Page No : 4

Weather: Clear
 Counted By: Moh
 Town: Garrett Park
 County: Montgomery

Start Time	MARCLIFF RD From North					TUCKERMAN LN From East					NO ENTRY From South					TUCKERMAN LN From West					Int. Total
	Left	Thru	Right	Peds	App. Total	Left	Thru	Right	Peds	App. Total	Left	Thru	Right	Peds	App. Total	Left	Thru	Right	Peds	App. Total	
Peak Hour From 12:45 PM to 06:45 PM - Peak 1 of 1																					
Intersect on	05:30 PM																				
Volume	8	0	91	0	99	0	101	41	0	1060	0	0	0	0	0	24	684	0	0	708	1867
Percent	8.1	0.0	91.9	0.0		0.0	96.1	3.9	0.0		0.0	0.0	0.0	0.0		3.4	96.6	0.0	0.0		
06:15 Peak Factor	0.939																				
High Int. Volume	05:30 PM					06:15 PM					06:00 PM										
Volume	3	0	23	0	26	0	284	10	0	294	0	0	0	0	0	11	184	0	0	195	497
Peak Factor	0.952					0.901															



Sabra-Wang & Associates, INC

1504 Joh Avenue, Suite 160

Baltimore, Maryland - 21276 Site Name : Tilden La @ Old Stage Rd

Ph No : 410-737-6564 Site Code : 00000000

Start Date : 10/14/2008

Page No : 1

Weather: Clear
 Counted By: Bob
 Town: Garrett Park
 County: Montgomery

Groups Printed- Unshifted

Start Time	OLD STAGE RD From North					TILDEN LA From East					NO ENTRANCE From South					TILDEN LA From West					Int. Total
	Left	Thru	Rig ht	Ped s	App. Total	Left	Thru	Rig ht	Ped s	App. Total	Left	Thru	Rig ht	Ped s	App. Total	Left	Thru	Rig ht	Ped s	App. Total	
Factor	1.0	1.0	1.0	1.0		1.0	1.0	1.0	1.0		1.0	1.0	1.0	1.0		1.0	1.0	1.0	1.0		
06:00	6	0	0	0	6	0	4	1	0	5	0	0	0	0	0	0	9	0	2	11	22
06:15	9	0	0	2	11	0	2	1	0	3	0	0	0	0	0	0	11	0	3	14	28
06:30	12	0	0	3	15	0	1	3	0	4	0	0	0	0	0	0	16	0	0	16	35
06:45	17	0	0	2	19	0	5	9	1	15	0	0	0	0	0	1	27	0	1	29	63
Total	44	0	0	7	51	0	12	14	1	27	0	0	0	0	0	1	63	0	6	70	148
07:00	35	0	0	4	39	0	6	8	0	14	0	0	0	0	0	0	28	0	0	28	81
07:15	38	0	0	1	39	0	12	5	1	18	0	0	0	0	0	0	35	0	0	35	92
07:30	39	0	1	4	44	0	13	9	0	22	0	0	0	0	0	1	40	0	0	41	107
07:45	40	0	0	2	42	0	13	7	0	20	0	0	0	0	0	1	36	0	1	38	100
Total	152	0	1	11	164	0	44	29	1	74	0	0	0	0	0	2	139	0	1	142	380
08:00	58	0	0	0	58	0	17	16	1	34	0	0	0	0	0	0	36	0	1	37	129
08:15	39	0	2	1	42	0	15	29	0	44	0	0	0	0	0	2	34	0	0	36	122
08:30	32	0	0	3	35	0	13	21	0	34	0	0	0	0	0	1	35	0	1	37	106
08:45	15	0	1	0	16	0	8	16	0	24	0	0	0	0	0	1	22	0	0	23	63
Total	144	0	3	4	151	0	53	82	1	136	0	0	0	0	0	4	127	0	2	133	420
*** BREAK ***																					
16:00	17	0	0	0	17	0	25	30	0	55	0	0	0	0	0	1	10	0	0	11	83
16:15	15	0	1	1	17	0	28	31	0	59	0	0	0	0	0	1	19	0	0	20	96
16:30	16	0	1	0	17	0	29	24	0	53	0	0	0	0	0	0	23	0	2	25	95
16:45	19	0	1	1	21	0	33	26	2	61	0	0	0	0	0	1	19	0	0	20	102
Total	67	0	3	2	72	0	115	111	2	228	0	0	0	0	0	3	71	0	2	76	376
17:00	21	0	0	3	24	0	37	45	0	82	0	0	0	0	0	0	21	0	0	21	127
17:15	22	0	2	3	27	0	39	40	0	79	0	0	0	0	0	0	26	0	1	27	133
17:30	24	0	4	1	29	0	31	36	0	67	0	0	0	0	0	1	31	0	1	33	129
17:45	18	0	1	1	20	0	35	38	0	73	0	0	0	0	0	0	17	0	0	17	110
Total	85	0	7	8	100	0	142	159	0	301	0	0	0	0	0	1	95	0	2	98	499
18:00	17	0	0	1	18	0	45	34	0	79	0	0	0	0	0	1	17	0	1	19	116
18:15	19	0	2	5	26	0	34	46	3	83	0	0	0	0	0	0	19	0	0	19	128
18:30	18	0	4	2	24	0	32	37	1	70	0	0	0	0	0	0	16	0	1	17	111
18:45	19	0	1	0	20	0	28	27	0	55	0	0	0	0	0	0	15	0	0	15	90
Total	73	0	7	8	88	0	139	144	4	287	0	0	0	0	0	1	67	0	2	70	445
Grand Total	565	0	21	40	626	0	505	539	9	1053	0	0	0	0	0	12	562	0	15	589	2268
Apprch %	90.3	0.0	3.4	6.4		0.0	48.0	51.2	0.9		0.0	0.0	0.0	0.0		2.0	95.4	0.0	2.5		
Total %	24.9	0.0	0.9	1.8	27.6	0.0	22.3	23.8	0.4	46.4	0.0	0.0	0.0	0.0	0.0	0.5	24.8	0.0	0.7	26.0	

Sabra-Wang & Associates, INC

1504 Joh Avenue, Suite 160

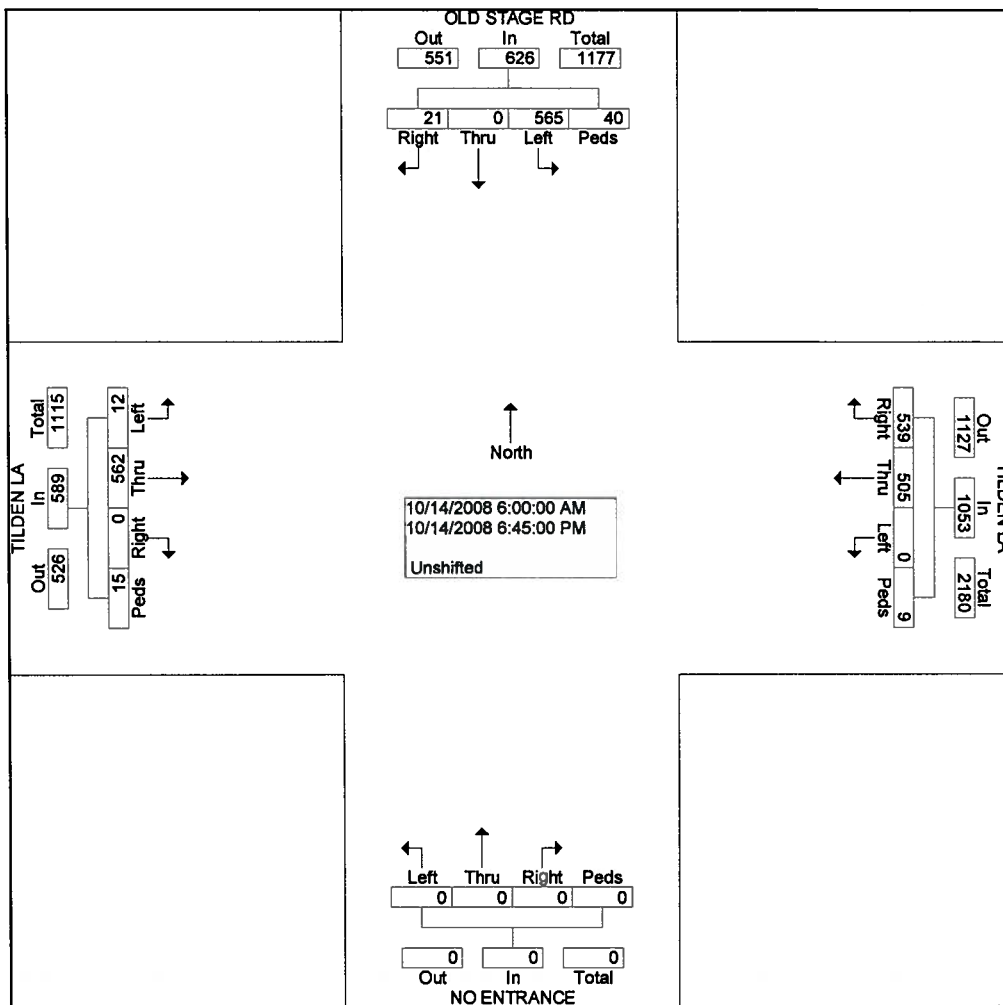
Baltimore, Maryland - 21277 Site Name : Tilden La @ Old Stage Rd

Ph No : 410-737-6564 Site Code : 00000000

Start Date : 10/14/2008

Page No : 2

Weather: Clear
 Counted By: Bob
 Town: Garrett Park
 County: Montgomery



Sabra-Wang & Associates, INC

1504 Joh Avenue, Suite 160

Baltimore, Maryland - 21276 Site Name : Tilden La @ Old Stage Rd

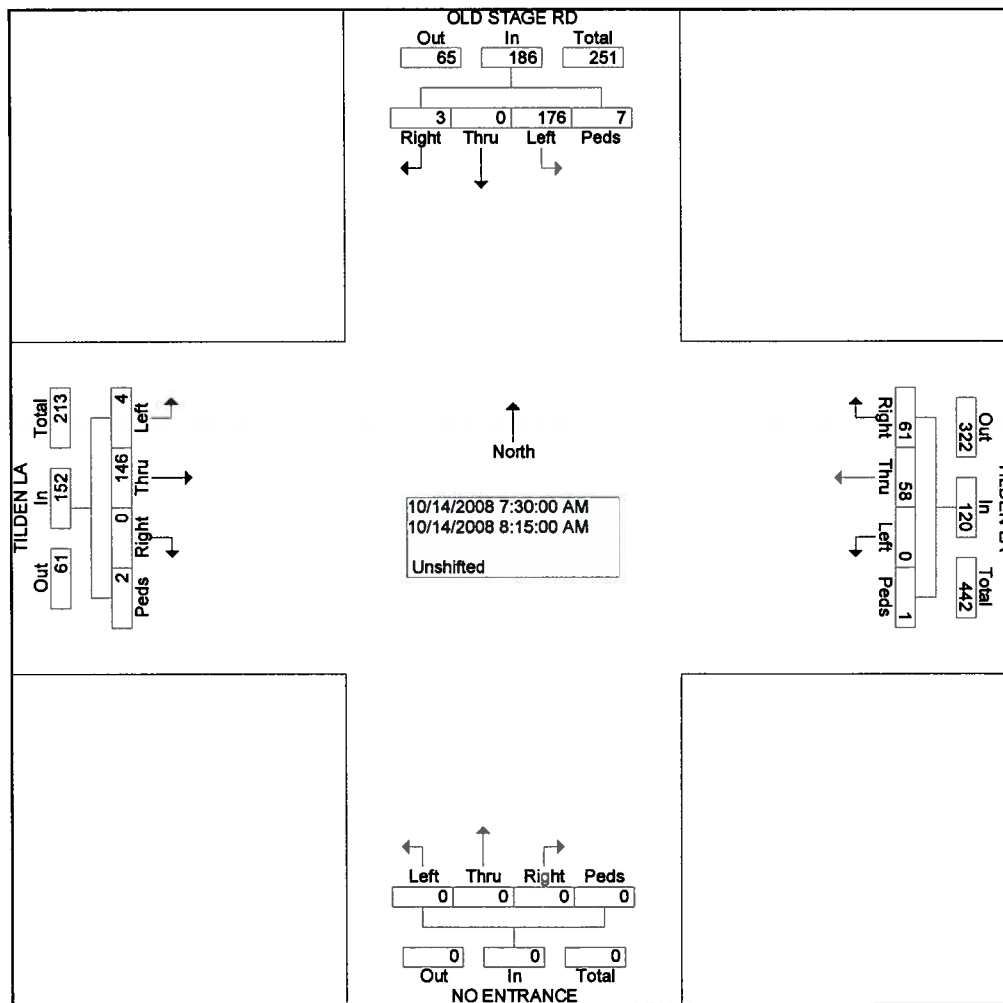
Ph No : 410-737-6564 Site Code : 00000000

Start Date : 10/14/2008

Page No : 3

Weather: Clear
 Counted By: Bob
 Town: Garrett Park
 County: Montgomery

Start Time	OLD STAGE RD From North					TILDEN LA From East					NO ENTRANCE From South					TILDEN LA From West					Int. Total
	Left	Thru	Right	Peds	App. Total	Left	Thru	Right	Peds	App. Total	Left	Thru	Right	Peds	App. Total	Left	Thru	Right	Peds	App. Total	
Peak Hour From 06:00 to 11:45 - Peak 1 of 1																					
Intersection	07:30																				
Volume	176	0	3	7	186	0	58	61	1	120	0	0	0	0	0	4	146	0	2	152	458
Percent	94.6	0.0	1.6	3.8		0.0	48.3	50.8	0.8		0.0	0.0	0.0	0.0		2.6	96.1	0.0	1.3		
Volume	176	0	3	7	186	0	58	61	1	120	0	0	0	0	0	4	146	0	2	152	458
Volume	58	0	0	0	58	0	17	16	1	34	0	0	0	0	0	0	36	0	1	37	129
Peak Factor	0.888																				
High Int. Volume	08:00					08:15					5:45:00 AM					07:30					
Peak Factor	58	0	0	0	58	0	15	29	0	44	0	0	0	0	0	1	40	0	0	41	129
Peak Factor	0.80					0.68										0.92					
Peak Factor	2					2										7					



Sabra-Wang & Associates, INC

1504 Joh Avenue, Suite 160

Baltimore, Maryland - 21227 Site Name : Tilden La @ Old Stage Rd

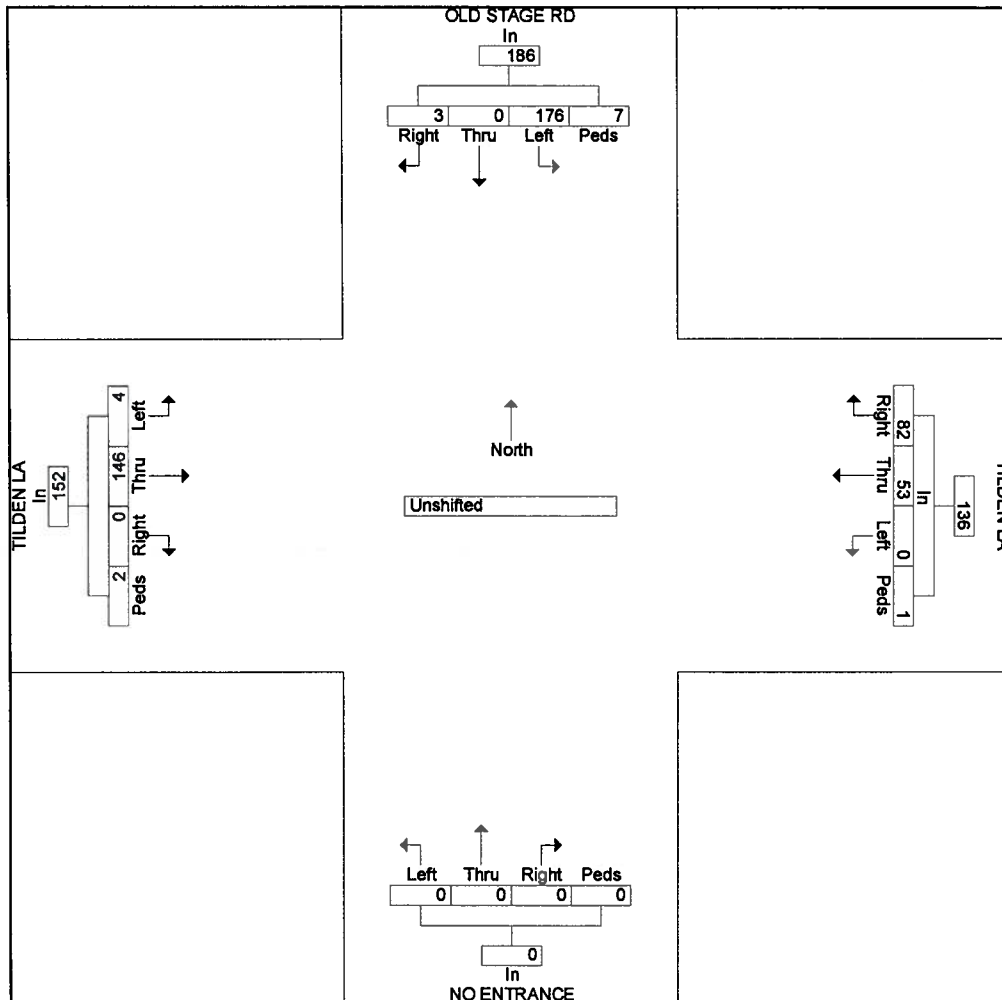
Ph No : 410-737-6564 Site Code : 00000000

Start Date : 10/14/2008

Page No : 4

Weather: Clear
 Counted By: Bob
 Town: Garrett Park
 County: Montgomery

Start Time	OLD STAGE RD From North					TILDEN LA From East					NO ENTRANCE From South					TILDEN LA From West					Int. Total
	Left	Thru	Rght	Peds	App. Total	Left	Thru	Rght	Peds	App. Total	Left	Thru	Rght	Peds	App. Total	Left	Thru	Rght	Peds	App. Total	
Peak Hour From 06:00 to 11:45 - Peak 1 of 1																					
By Approach	07:30					08:00					06:00					07:30					
Volume	176	0	3	7	186	0	53	82	1	136	0	0	0	0	0	4	146	0	2	152	
Percent	94.6	0.0	1.6	3.8		0.0	39.0	60.3	0.7		-	-	-	-	-	2.6	96.1	0.0	1.3		
High Int. Volume	08:00					08:15					-					07:30					
Peak Factor	58	0	0	0	58	0	15	29	0	44	-	-	-	-	-	1	40	0	0	41	
					0.80					0.77										0.92	
					2					3										7	



Sabra-Wang & Associates, INC

1504 Joh Avenue, Suite 160

Baltimore, Maryland - 21277 Site Name : Tilden La @ Old Stage Rd

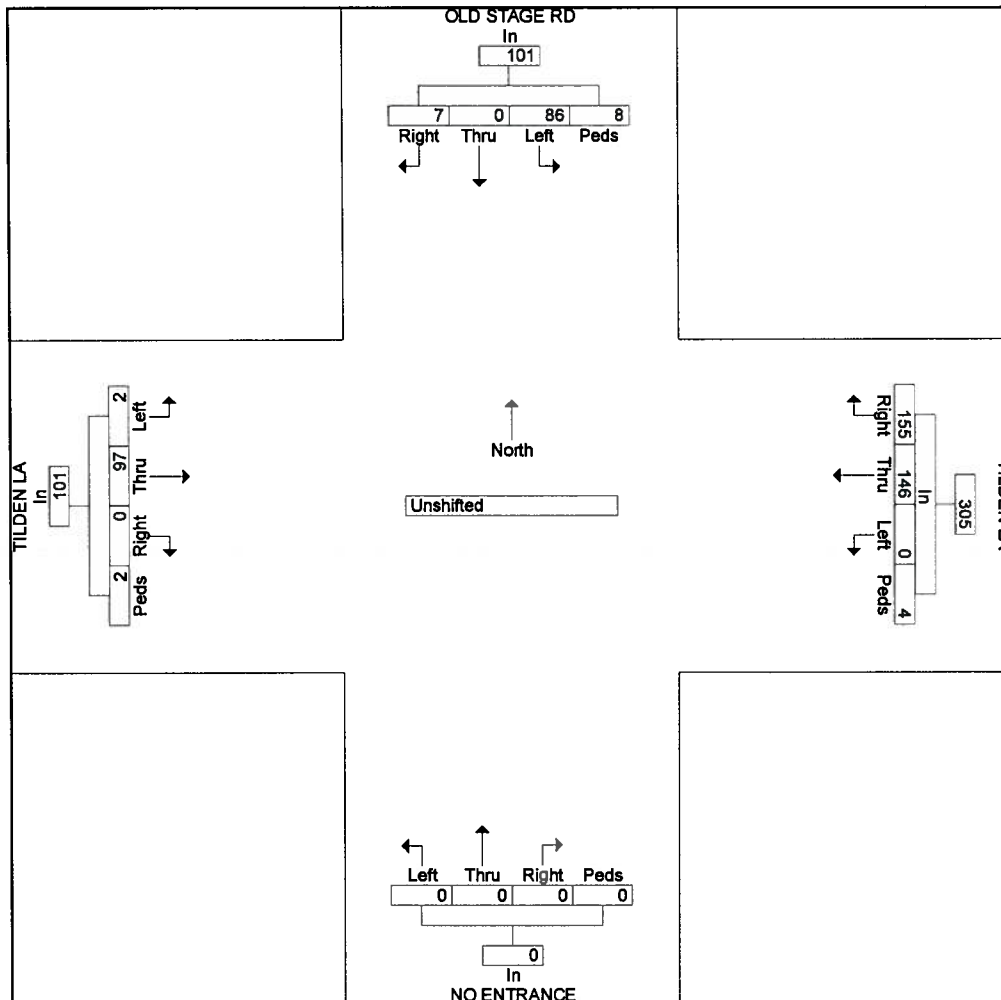
Ph No : 410-737-6564 Site Code : 00000000

Start Date : 10/14/2008

Page No : 6

Weather: Clear
 Counted By: Bob
 Town: Garrett Park
 County: Montgomery

Start Time	OLD STAGE RD From North					TILDEN LA From East					NO ENTRANCE From South					TILDEN LA From West					Int. Total
	Left	Thru	Rght	Peds	App. Total	Left	Thru	Rght	Peds	App. Total	Left	Thru	Rght	Peds	App. Total	Left	Thru	Rght	Peds	App. Total	
Peak Hour From 12:00 to 18:45 - Peak 1 of 1																					
By Approach	16:45					17:45					12:00					16:45					
Volume	86	0	7	8	101	0	146	155	4	305	0	0	0	0	0	2	97	0	2	101	
Percent	85.1	0.0	6.9	7.9		0.0	47.9	50.8	1.3		-	-	-	-	-	2.0	96.0	0.0	2.0		
High Int. Volume	17:30					18:15					-					17:30					
Peak Factor	24	0	4	1	29	0	34	46	3	83	-	-	-	-	-	1	31	0	1	33	
					0.87					0.91										0.76	
					1					9										5	



Sabra, Wang & Associates, Inc.

1504 Joh Avenue #160

Baltimore, MD 21217 File Name : Tilden La @ Old Stage Rd Sat

www.sabra-wang.com Site Code : 00000000

Start Date : 10/25/2008

Page No : 1

Weather: Clear
 Counted By: Nick
 Town: Garrett Park
 County: Montgomery

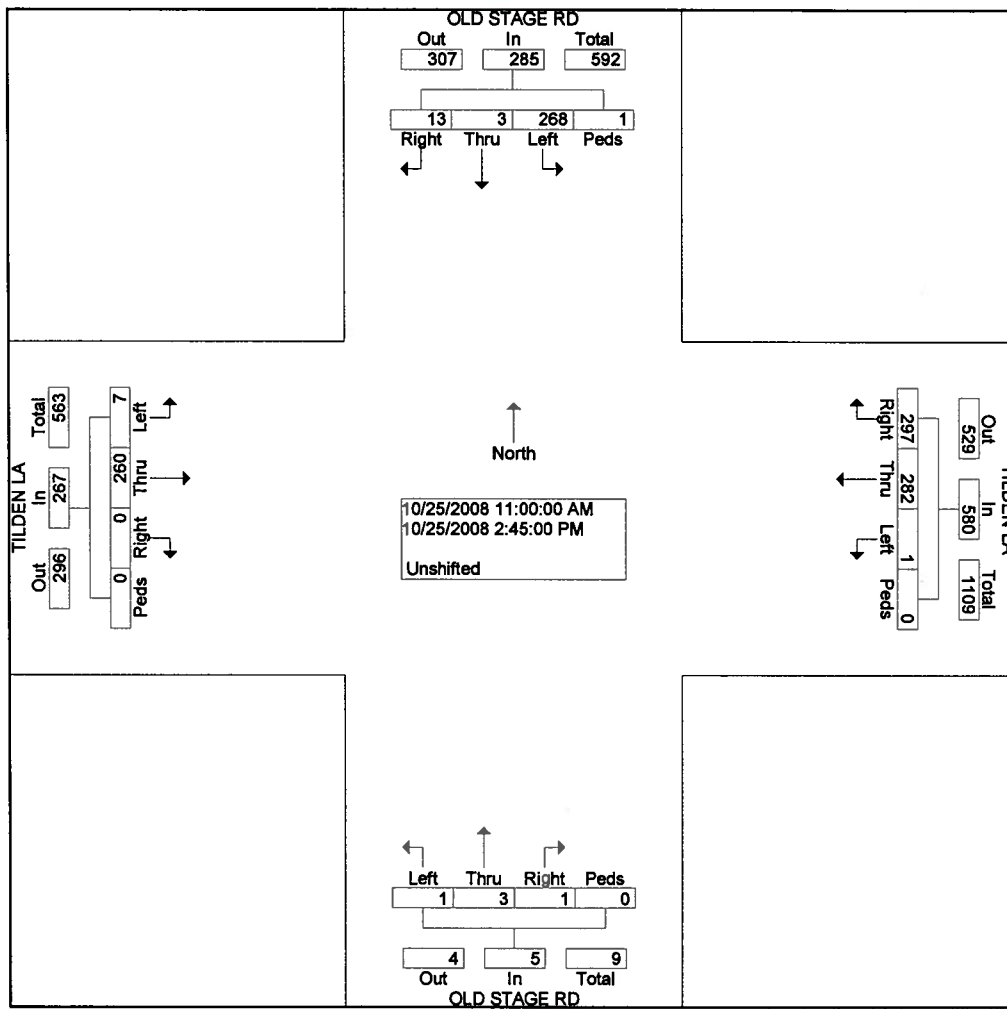
Groups Printed- Unshifted

Start Time	OLD STAGE RD From North					TILDEN LA From East					OLD STAGE RD From South					TILDEN LA From West					Int. Total
	Left	Thru	Rig ht	Ped s	App. Total	Left	Thru	Rig ht	Ped s	App. Total	Left	Thru	Rig ht	Ped s	App. Total	Left	Thru	Rig ht	Ped s	App. Total	
Factor	1.0	1.0	1.0	1.0		1.0	1.0	1.0	1.0		1.0	1.0	1.0	1.0		1.0	1.0	1.0	1.0		
11:00 AM	26	1	0	0	27	0	22	19	0	41	0	1	0	0	1	1	18	0	0	19	88
11:15 AM	18	0	0	0	18	0	10	11	0	21	0	0	1	0	1	0	17	0	0	17	57
11:30 AM	23	1	0	0	24	0	14	21	0	35	0	0	0	0	0	0	13	0	0	13	72
11:45 AM	18	0	0	0	18	0	15	19	0	34	0	1	0	0	1	0	14	0	0	14	67
Total	85	2	0	0	87	0	61	70	0	131	0	2	1	0	3	1	62	0	0	63	284
12:00 PM	19	0	0	0	19	0	22	15	0	37	0	0	0	0	0	1	22	0	0	23	79
12:15 PM	16	0	0	0	16	0	18	21	0	39	0	0	0	0	0	1	13	0	0	14	69
12:30 PM	13	0	1	0	14	0	20	12	0	32	0	0	0	0	0	0	22	0	0	22	68
12:45 PM	13	0	0	0	13	0	15	20	0	35	0	0	0	0	0	0	17	0	0	17	65
Total	61	0	1	0	62	0	75	68	0	143	0	0	0	0	0	2	74	0	0	76	281
01:00 PM	12	0	2	0	14	0	11	21	0	32	0	0	0	0	0	0	12	0	0	12	58
01:15 PM	18	0	0	0	18	1	17	27	0	45	0	1	0	0	1	1	19	0	0	20	84
01:30 PM	17	0	1	1	19	0	19	15	0	34	0	0	0	0	0	0	21	0	0	21	74
01:45 PM	15	0	0	0	15	0	16	17	0	33	0	0	0	0	0	2	17	0	0	19	67
Total	62	0	3	1	66	1	63	80	0	144	0	1	0	0	1	3	69	0	0	72	283
02:00 PM	16	0	6	0	22	0	22	10	0	32	0	0	0	0	0	0	12	0	0	12	66
02:15 PM	16	0	2	0	18	0	22	29	0	51	0	0	0	0	0	0	16	0	0	16	85
02:30 PM	12	1	1	0	14	0	16	24	0	40	1	0	0	0	1	0	12	0	0	12	67
02:45 PM	16	0	0	0	16	0	23	16	0	39	0	0	0	0	0	1	15	0	0	16	71
Total	60	1	9	0	70	0	83	79	0	162	1	0	0	0	1	1	55	0	0	56	289
Grand Total	268	3	13	1	285	1	282	297	0	580	1	3	1	0	5	7	260	0	0	267	1137
Apprch %	94.0	1.1	4.6	0.4		0.2	48.6	51.2	0.0		20.0	60.0	20.0	0.0		2.6	97.4	0.0	0.0		
Total %	23.6	0.3	1.1	0.1	25.1	0.1	24.8	26.1	0.0	51.0	0.1	0.3	0.1	0.0	0.4	0.6	22.9	0.0	0.0	23.5	

Sabra, Wang & Associates, Inc.
 1504 Joh Avenue #160

Weather: Clear
 Counted By: Nick
 Town: Garrett Park
 County: Montgomery

Site Name : Tilden La @ Old Stage Rd Sat
 Site Code : 0000000
 Start Date : 10/25/2008
 Page No : 2



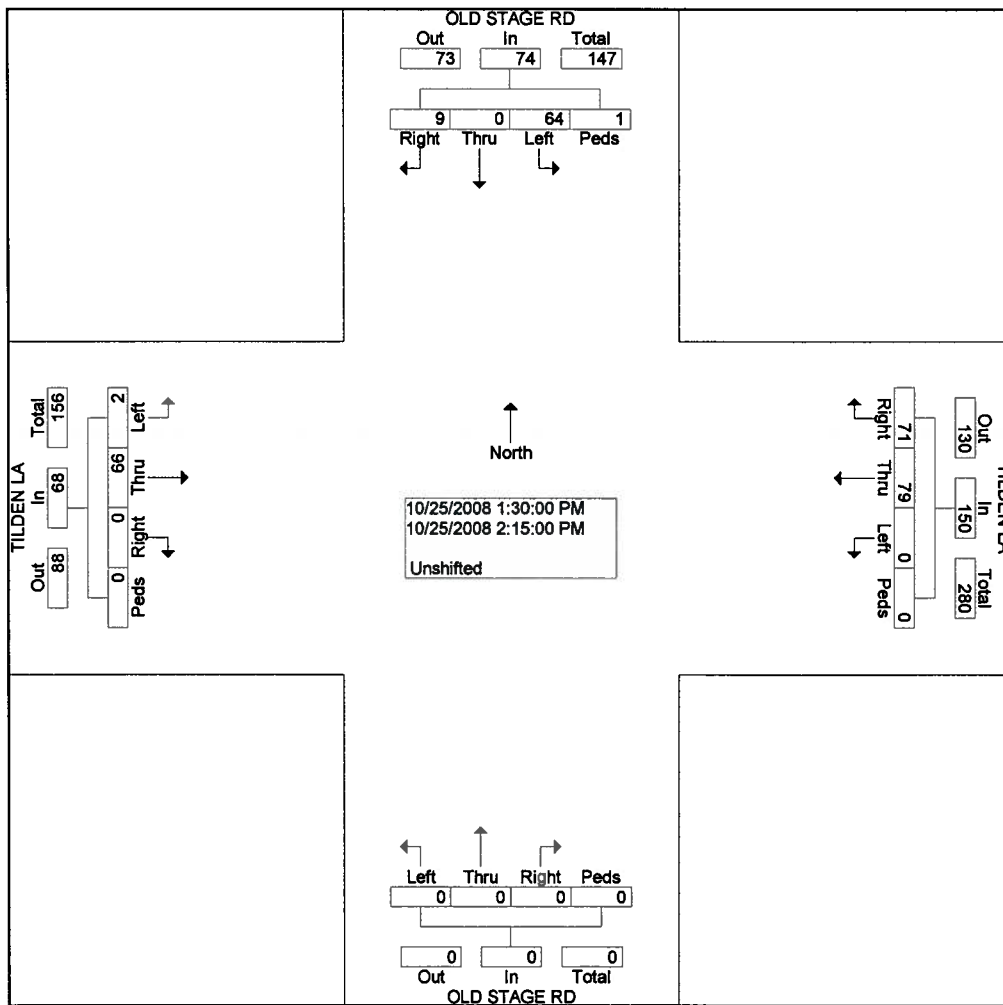
Sabra, Wang & Associates, Inc.

1504 Joh Avenue #160

Weather: Clear
 Counted By: Nick
 Town: Garrett Park
 County: Montgomery

Site Name : Tilden La @ Old Stage Rd Sat
 Site Code : 00000000
 Start Date : 10/25/2008
 Page No : 3

Start Time	OLD STAGE RD From North					TILDEN LA From East					OLD STAGE RD From South					TILDEN LA From West					Int. Total
	Left	Thru	Rght	Peds	App. Total	Left	Thru	Rght	Peds	App. Total	Left	Thru	Rght	Peds	App. Total	Left	Thru	Rght	Peds	App. Total	
Peak Hour From 11:00 AM to 02:45 PM - Peak 1 of 1																					
Intersect on	01:30 PM																				
Volume	64	0	9	1	74	0	79	71	0	150	0	0	0	0	0	2	66	0	0	68	292
Percent	86.5	0.0	12.2	1.4		0.0	52.7	47.3	0.0		0.0	0.0	0.0	0.0		2.9	97.1	0.0	0.0		
02:15 Volume	16	0	2	0	18	0	22	29	0	51	0	0	0	0	0	0	16	0	0	16	85
Peak Factor	0.859																				
High Int. Volume	02:00 PM					02:15 PM					10:45:00 AM					01:30 PM					
Peak Factor	0.84					0.73					0.81					0					



Sabra-Wang & Associates, INC

1504 Joh Avenue, Suite 160

Weather: Clear
 Counted By: Alan
 Town: Garrett Park
 County: Montgomery

Baltimore, Maryland - 21277 Site Name : Tilden Rd @ Cushman Rd

Ph No : 410-737-6564 Site Code : 00000000

Start Date : 10/21/2008

Page No : 1

Groups Printed- 1 - Unshifted

Start Time	CUSHMAN RD From North					TILDEN RD From East					CUSHMAN RD From South					TILDEN RD From West					Int. Total
	Left	Thru	Rig ht	Ped s	App. Total	Left	Thru	Rig ht	Ped s	App. Total	Left	Thru	Rig ht	Ped s	App. Total	Left	Thru	Rig ht	Ped s	App. Total	
Factor	1.0	1.0	1.0	1.0		1.0	1.0	1.0	1.0		1.0	1.0	1.0	1.0		1.0	1.0	1.0	1.0		
06:00	0	0	1	1	2	0	2	0	0	2	0	0	0	0	2	0	16	2	0	18	24
06:15	0	0	0	1	1	0	2	0	0	2	1	0	0	0	1	0	11	1	0	12	16
06:30	0	0	0	5	5	0	1	0	0	1	1	0	1	2	4	0	22	1	0	23	33
06:45	2	1	0	1	4	1	6	0	3	10	3	0	3	2	8	1	34	7	1	43	65
Total	2	1	1	8	12	1	11	0	3	15	5	0	4	6	15	1	83	11	1	96	138
07:00	2	0	1	3	6	1	23	0	0	24	1	0	2	0	3	1	65	4	0	70	103
07:15	0	3	1	4	8	0	21	0	6	27	1	1	0	4	6	3	79	2	1	85	126
07:30	0	1	2	2	5	0	21	1	1	23	4	1	0	1	6	3	76	2	0	81	115
07:45	1	3	0	2	6	0	21	0	0	21	4	2	1	1	8	9	73	1	0	83	118
Total	3	7	4	11	25	1	86	1	7	95	10	4	3	6	23	16	293	9	1	319	462
08:00	2	5	7	0	14	1	22	1	3	27	6	3	2	2	13	21	56	2	0	79	133
08:15	4	4	24	3	35	1	23	2	1	27	7	1	2	0	10	18	74	3	0	95	167
08:30	1	2	4	2	9	2	22	3	0	27	3	0	1	0	4	4	64	1	0	69	109
08:45	0	2	1	0	3	2	31	0	0	33	4	0	1	2	7	3	49	1	0	53	96
Total	7	13	36	5	61	6	98	6	4	114	20	4	6	4	34	46	243	7	0	296	505
*** BREAK ***																					
16:00	0	0	6	0	6	2	36	0	0	38	1	0	0	0	1	4	30	3	0	37	82
16:15	0	1	5	0	6	3	58	1	0	62	5	2	1	0	8	4	23	8	0	35	111
16:30	0	2	1	2	5	4	47	1	2	54	6	1	2	4	13	5	20	4	0	29	101
16:45	0	0	8	5	13	1	50	0	0	51	1	0	1	1	3	1	37	1	0	39	106
Total	0	3	20	7	30	10	191	2	2	205	13	3	4	5	25	14	110	16	0	140	400
17:00	1	3	3	0	7	2	66	0	0	68	6	1	1	3	11	5	45	6	0	56	142
17:15	0	0	4	2	6	2	61	1	1	65	7	1	0	4	12	3	27	5	2	37	120
17:30	0	0	5	1	6	3	64	2	0	69	6	1	0	3	10	0	30	5	0	35	120
17:45	0	2	0	0	2	1	77	3	8	89	6	1	1	1	9	4	26	3	0	33	133
Total	1	5	12	3	21	8	268	6	9	291	25	4	2	11	42	12	128	19	2	161	515
18:00	0	3	0	1	4	0	78	2	2	82	8	2	1	2	13	1	35	5	0	41	140
18:15	1	0	8	0	9	0	70	1	0	71	10	1	2	1	14	1	40	9	0	50	144
18:30	2	0	0	0	2	4	59	0	2	65	10	1	0	3	14	0	27	2	0	29	110
18:45	2	0	0	1	3	0	45	1	0	46	6	1	0	2	9	1	32	2	0	35	93
Total	5	3	8	2	18	4	252	4	4	264	34	5	3	8	50	3	134	18	0	155	487
Grand Total	18	32	81	36	167	30	906	19	29	984	107	20	22	40	189	92	991	80	4	1167	2507
Apprch %	10.8	19.2	48.5	21.6		3.0	92.1	1.9	2.9		56.6	10.6	11.6	21.2		7.9	84.9	6.9	0.3		
Total %	0.7	1.3	3.2	1.4	6.7	1.2	36.1	0.8	1.2	39.3	4.3	0.8	0.9	1.6	7.5	3.7	39.5	3.2	0.2	46.5	

Sabra-Wang & Associates, INC

1504 Joh Avenue, Suite 160

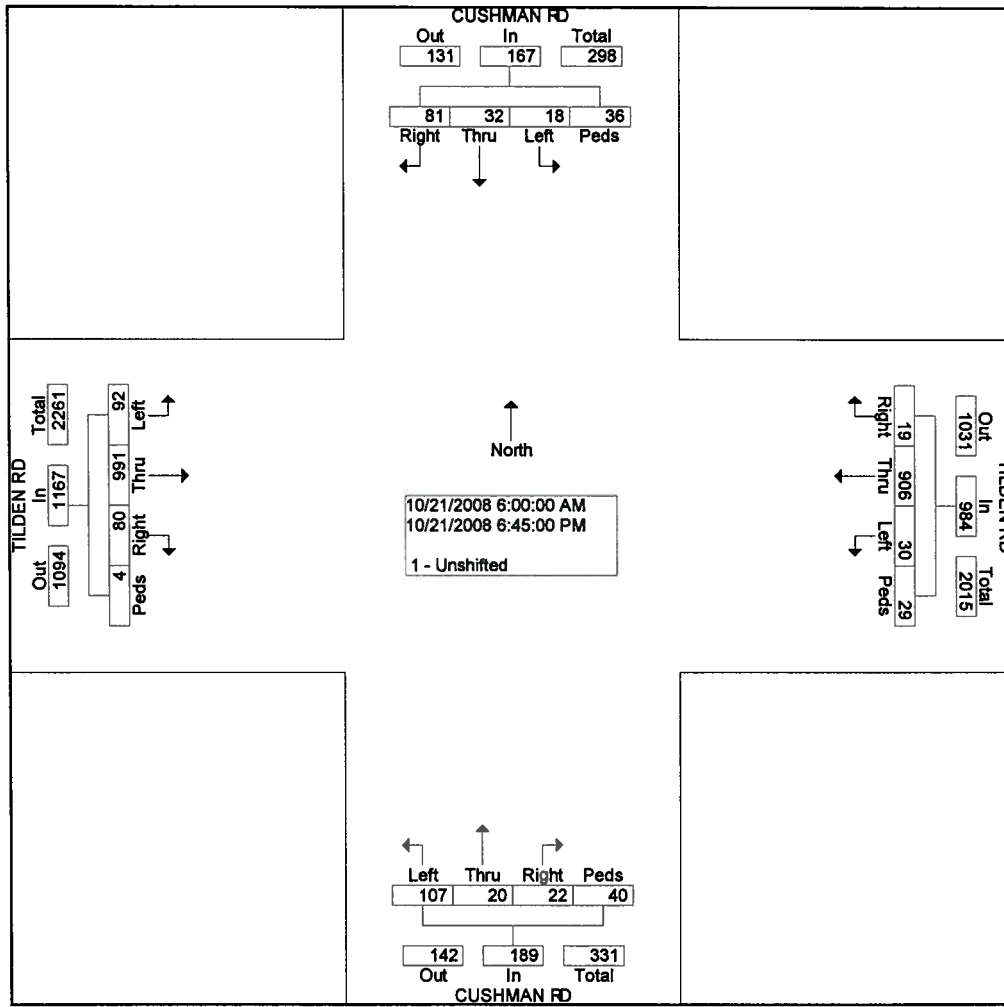
Baltimore, Maryland - 21277 Site Name : Tilden Rd @ Cushman Rd

Ph No : 410-737-6564 Site Code : 00000000

Start Date : 10/21/2008

Page No : 2

Weather: Clear
 Counted By: Alan
 Town: Garrett Park
 County: Montgomery



Sabra-Wang & Associates, INC

1504 Joh Avenue, Suite 160

Baltimore, Maryland - 21277 Site Name : Tilden Rd @ Cushman Rd

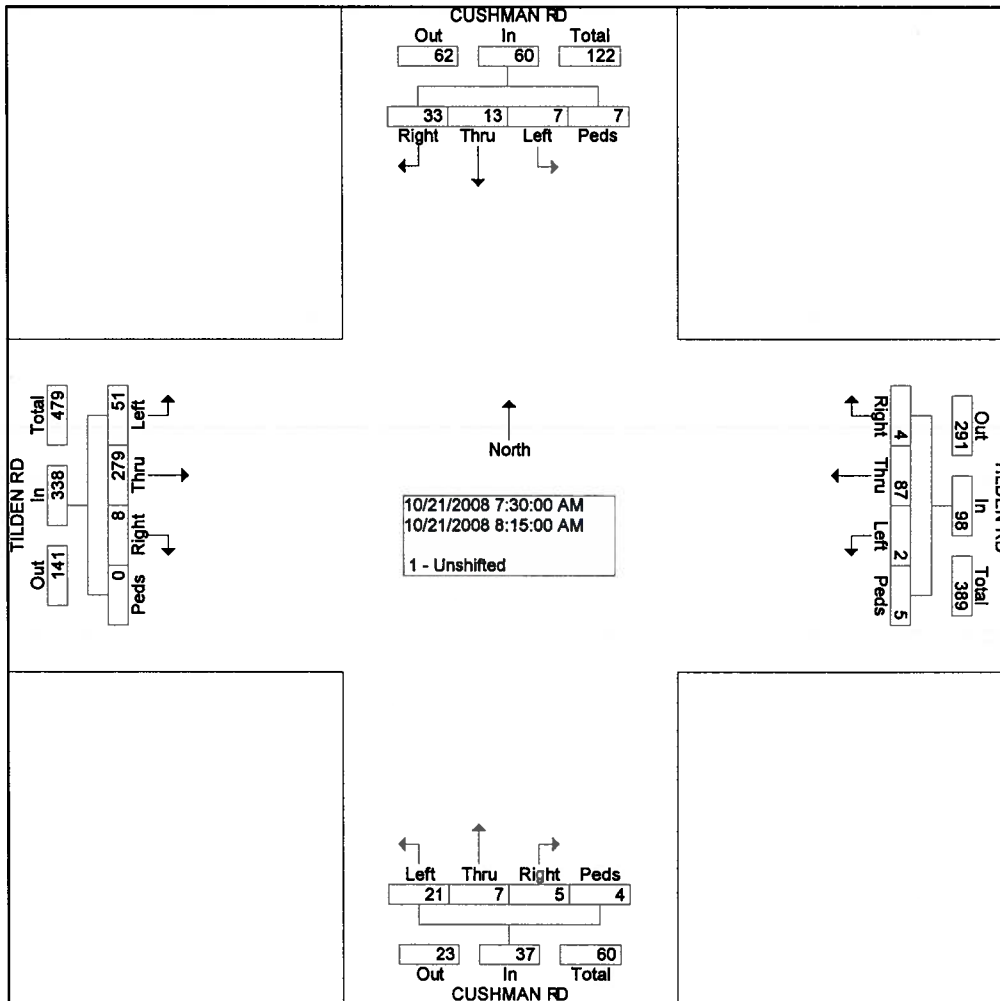
Ph No : 410-737-6564 Site Code : 00000000

Start Date : 10/21/2008

Page No : 3

Weather: Clear
 Counted By: Alan
 Town: Garrett Park
 County: Montgomery

Start Time	CUSHMAN RD From North					TILDEN RD From East					CUSHMAN RD From South					TILDEN RD From West					Int. Total
	Left	Thru	Rght	Peds	App. Total	Left	Thru	Rght	Peds	App. Total	Left	Thru	Rght	Peds	App. Total	Left	Thru	Rght	Peds	App. Total	
Peak Hour From 06:00 to 11:45 - Peak 1 of 1																					
Intersection	07:30																				
Volume	7	13	33	7	60	2	87	4	5	98	21	7	5	4	37	51	279	8	0	338	533
Percent	11.	21.	55.	11.		2.0	88.	4.1	5.1		56.	18.	13.	10.		15.	82.	2.4	0.0		
Volume	7	7	0	7			8				8	9	5	8		1	5				
Volume	7	13	33	7	60	2	87	4	5	98	21	7	5	4	37	51	279	8	0	338	533
Volume	4	4	24	3	35	1	23	2	1	27	7	1	2	0	10	18	74	3	0	95	167
Peak Factor																					
High Int. Volume	08:15					08:00					08:00					08:15					
Peak Factor	4	4	24	3	35	1	22	1	3	27	6	3	2	2	13	18	74	3	0	95	0.798
	0.42					0.90					0.71					0.88					9
	9					7					2					9					



Sabra-Wang & Associates, INC

1504 Joh Avenue, Suite 160

Baltimore, Maryland - 21216 Site Name : Tilden Rd @ Cushman Rd

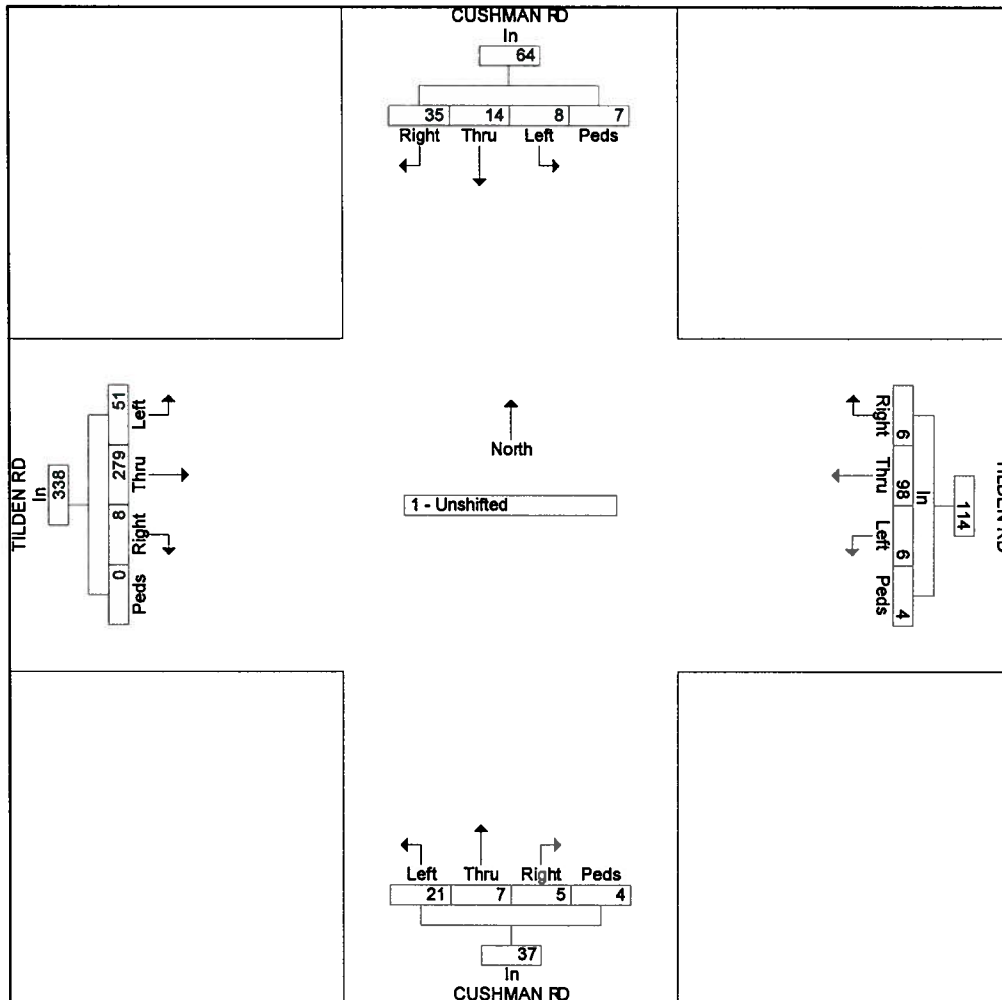
Ph No : 410-737-6564 Site Code : 00000000

Start Date : 10/21/2008

Page No : 4

Weather: Clear
 Counted By: Alan
 Town: Garrett Park
 County: Montgomery

Start Time	CUSHMAN RD From North					TILDEN RD From East					CUSHMAN RD From South					TILDEN RD From West					Int. Total
	Left	Thru	Rig ht	Ped s	App. Total	Left	Thru	Rig ht	Ped s	App. Total	Left	Thru	Rig ht	Ped s	App. Total	Left	Thru	Rig ht	Ped s	App. Total	
Peak Hour From 06:00 to 11:45 - Peak 1 of 1																					
By Approach	07:45					08:00					07:30					07:30					
Volume	8	14	35	7	64	6	98	6	4	114	21	7	5	4	37	51	279	8	0	338	
Percent	12.	21.	54.	10.		5.3	86.	5.3	3.5		56.	18.	13.	10.		15.	82.	2.4	0.0		
High Int.	5	9	7	9							8	9	5	8		1	5				
Volume	08:15					08:45					08:00					08:15					
Peak Factor	4	4	24	3	35	2	31	0	0	33	6	3	2	2	13	18	74	3	0	95	
					0.45					0.86					0.71					0.88	
					7					4					2					9	



Sabra-Wang & Associates, INC

1504 Joh Avenue, Suite 160

Baltimore, Maryland - 21277 Site Name : Tilden Rd @ Cushman Rd

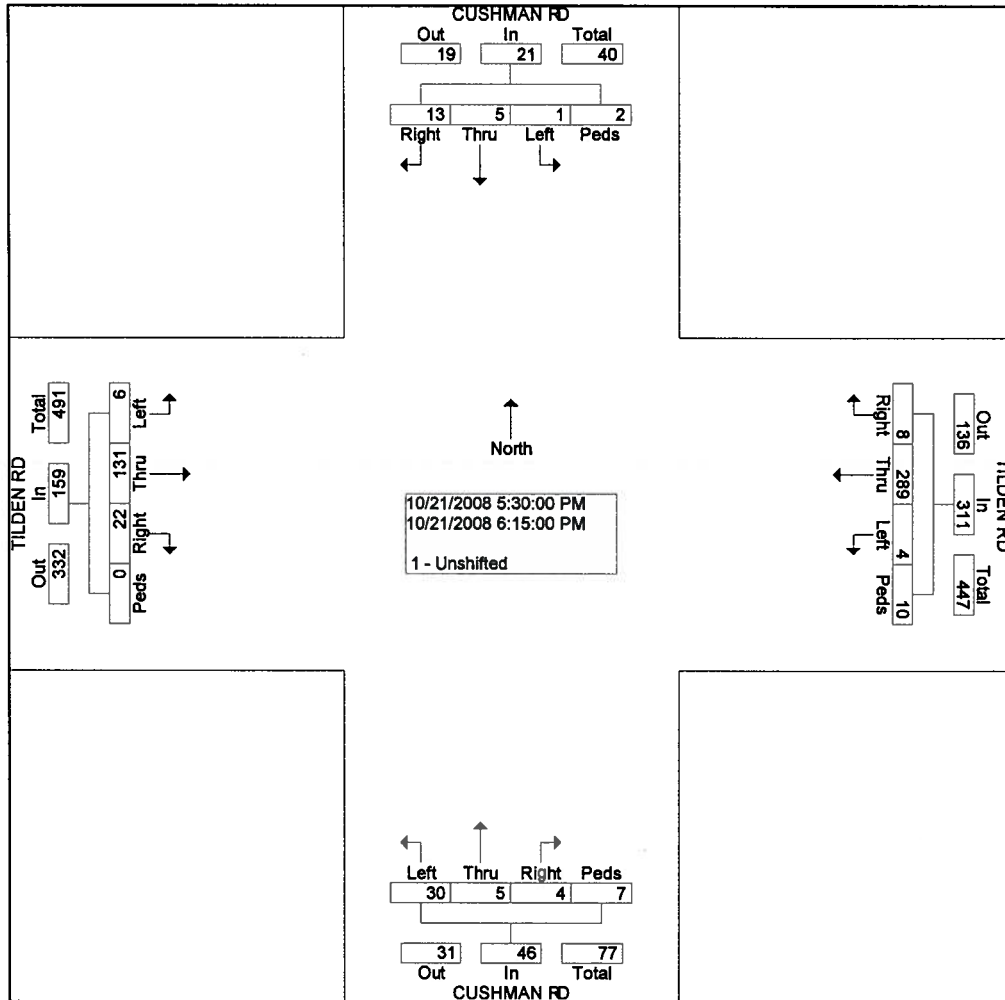
Ph No : 410-737-6564 Site Code : 00000000

Start Date : 10/21/2008

Page No : 5

Weather: Clear
 Counted By: Alan
 Town: Garrett Park
 County: Montgomery

Start Time	CUSHMAN RD From North					TILDEN RD From East					CUSHMAN RD From South					TILDEN RD From West					Int. Total
	Left	Thru	Rght	Peds	App. Total	Left	Thru	Rght	Peds	App. Total	Left	Thru	Rght	Peds	App. Total	Left	Thru	Rght	Peds	App. Total	
Peak Hour From 12:00 to 18:45 - Peak 1 of 1																					
Intersect on	17:30																				
Volume	1	5	13	2	21	4	289	8	10	311	30	5	4	7	46	6	131	22	0	159	537
Percent	4.8	23.8	61.9	9.5		1.3	92.9	2.6	3.2		65.2	10.9	8.7	15.2		3.8	82.4	13.8	0.0		
Volume	1	5	13	2	21	4	289	8	10	311	30	5	4	7	46	6	131	22	0	159	537
Volume	1	0	8	0	9	0	70	1	0	71	10	1	2	1	14	1	40	9	0	50	144
Peak Factor																					0.932
High Int. Factor	18:15																				
Volume	1	0	8	0	9	1	77	3	8	89	10	1	2	1	14	1	40	9	0	50	50
Peak Factor					0.58					0.87					0.82					0.79	5



Sabra-Wang & Associates, INC

1504 Joh Avenue, Suite 160

Baltimore, Maryland - 21276 Site Name : Tilden Rd @ Cushman Rd

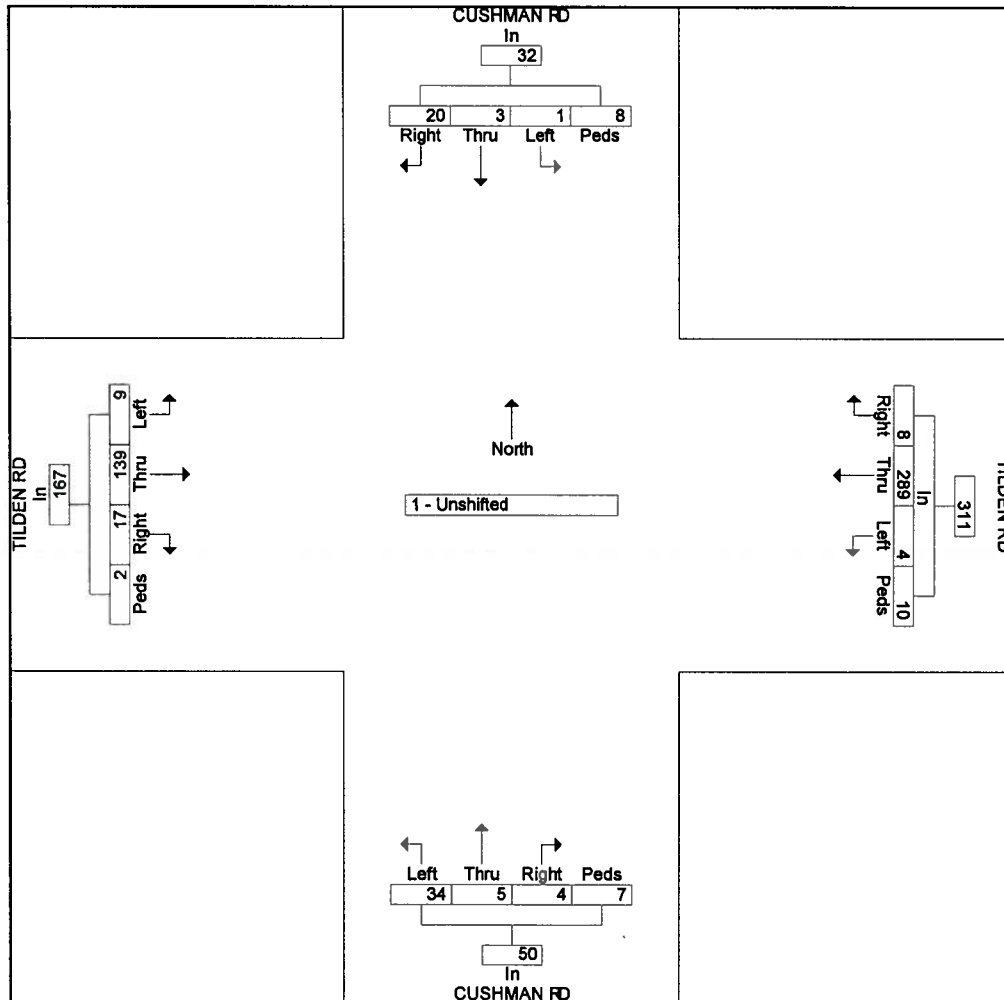
Ph No : 410-737-6564 Site Code : 00000000

Start Date : 10/21/2008

Page No : 6

Weather: Clear
 Counted By: Alan
 Town: Garrett Park
 County: Montgomery

Start Time	CUSHMAN RD From North					TILDEN RD From East					CUSHMAN RD From South					TILDEN RD From West					Int. Total
	Left	Thru	Rght	Peds	App. Total	Left	Thru	Rght	Peds	App. Total	Left	Thru	Rght	Peds	App. Total	Left	Thru	Rght	Peds	App. Total	
Peak Hour From 12:00 to 18:45 - Peak 1 of 1																					
By Approach	16:45					17:30					17:45					16:45					
Volume	1	3	20	8	32	4	289	8	10	311	34	5	4	7	50	9	139	17	2	167	
Percent	3.1	9.4	62.5	25.0		1.3	92.9	2.6	3.2		68.0	10.0	8.0	14.0		5.4	83.2	10.2	1.2		
High Int. Volume	16:45					17:45					18:15					17:00					
Peak Factor	0	0	8	5	13	1	77	3	8	89	10	1	2	1	14	5	45	6	0	56	
					0.61					0.87					0.89					0.74	
					5					4					3					6	



Sabra-Wang & Associates, INC

1504 Joh Avenue, Suite 160

Baltimore, Maryland 21127 Tilden La @ Cushman Rd Saturday

Ph No : 410-737-6564 Site Code : 00000000

Start Date : 10/25/2008

Page No : 1

Weather: Clear
 Counted By: Lamona
 Town: Garrett Park
 County: Montgomery

Groups Printed- Unshifted

Start Time	CUSHMAN ROAD From North					TILDEN LANE From East					CUSHMAN ROAD From South					TILDEN LANE From West					Int. Total
	Left	Thru	Rig ht	Ped s	App. Total	Left	Thru	Rig ht	Ped s	App. Total	Left	Thru	Rig ht	Ped s	App. Total	Left	Thru	Rig ht	Ped s	App. Total	
Factor	1.0	1.0	1.0	1.0		1.0	1.0	1.0	1.0		1.0	1.0	1.0	1.0		1.0	1.0	1.0	1.0		
11:00	0	2	2	0	4	0	39	0	0	39	1	0	2	0	3	1	29	10	0	40	86
11:15	0	0	0	1	1	4	37	0	0	41	4	3	2	0	9	2	30	6	1	39	90
11:30	0	0	3	0	3	1	32	2	0	35	2	0	1	0	3	1	28	4	0	33	74
11:45	1	0	2	0	3	0	27	3	0	30	6	0	2	0	8	0	29	7	0	36	77
Total	1	2	7	1	11	5	135	5	0	145	13	3	7	0	23	4	116	27	1	148	327
12:00	5	0	1	0	6	2	31	1	0	34	6	0	0	0	6	3	35	5	0	43	89
12:15	0	0	1	0	1	2	37	1	0	40	3	0	1	0	4	0	31	4	0	35	80
12:30	0	0	0	1	1	0	32	0	0	32	3	0	2	0	5	2	32	3	0	37	75
12:45	2	0	3	0	5	2	30	4	0	36	1	0	0	0	1	1	27	2	0	30	72
Total	7	0	5	1	13	6	130	6	0	142	13	0	3	0	16	6	125	14	0	145	316
13:00	1	0	1	0	2	0	31	2	0	33	4	1	0	0	5	1	24	5	0	30	70
13:15	2	3	0	0	5	0	37	0	0	37	5	2	2	1	10	1	25	10	0	36	88
13:30	2	0	2	0	4	2	29	1	0	32	6	0	2	0	8	0	37	10	0	47	91
13:45	1	0	0	0	1	1	27	2	0	30	6	0	0	0	6	3	31	4	0	38	75
Total	6	3	3	0	12	3	124	5	0	132	21	3	4	1	29	5	117	29	0	151	324
14:00	0	1	0	0	1	1	32	1	1	35	7	0	0	0	7	1	26	2	0	29	72
14:15	1	0	2	0	3	1	42	0	0	43	6	1	1	0	8	1	23	3	0	27	81
14:30	0	1	3	0	4	2	31	1	0	34	3	0	1	0	4	0	22	5	0	27	69
14:45	1	0	0	1	2	0	33	2	0	35	6	0	0	0	6	0	23	8	0	31	74
Total	2	2	5	1	10	4	138	4	1	147	22	1	2	0	25	2	94	18	0	114	296
Grand Total	16	7	20	3	46	18	527	20	1	566	69	7	16	1	93	17	452	88	1	558	1263
Apprch %	34.8	15.2	43.5	6.5		3.2	93.1	3.5	0.2		74.2	7.5	17.2	1.1		3.0	81.0	15.8	0.2		
Total %	1.3	0.6	1.6	0.2	3.6	1.4	41.7	1.6	0.1	44.8	5.5	0.6	1.3	0.1	7.4	1.3	35.8	7.0	0.1	44.2	

Sabra-Wang & Associates, INC

1504 Joh Avenue, Suite 160

Baltimore, Maryland 21227 Tilden La @ Cushman Rd Saturday

Ph No : 410-751-3564 Site Code : 00000000

Start Date : 10/25/2008

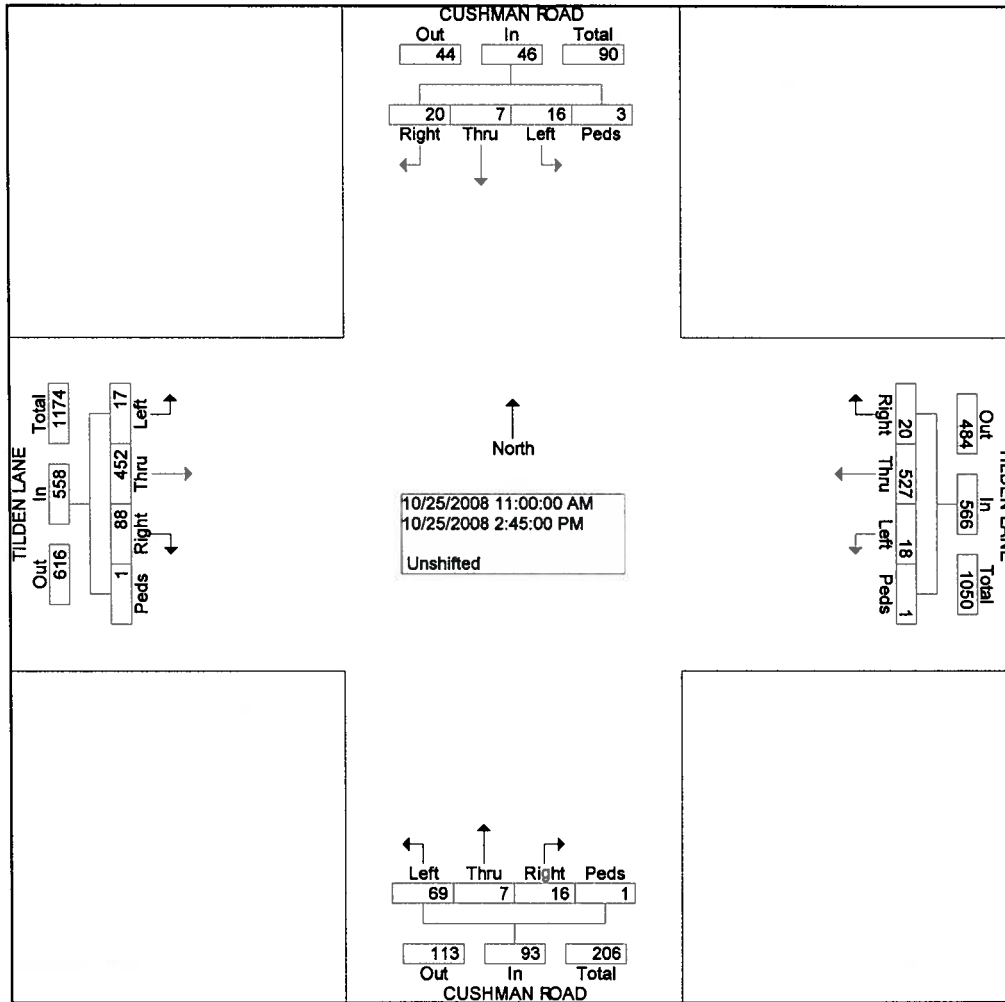
Page No : 2

Weather: Clear

Counted By: Lamona

Town: Garrett Park

County: Montgomery

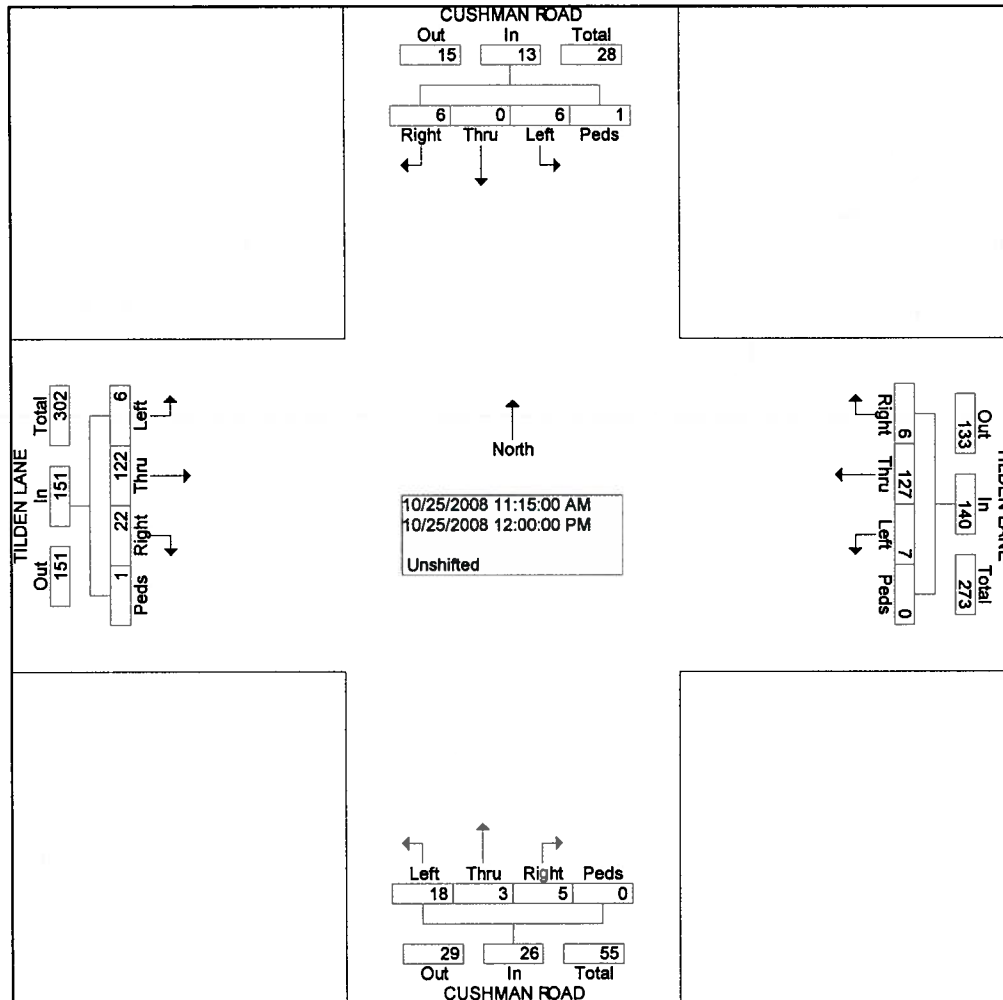


Sabra-Wang & Associates, INC
 1504 Joh Avenue, Suite 160

Weather: Clear
 Counted By: Lamona
 Town: Garrett Park
 County: Montgomery

File No: 1127 Tilden La @ Cushman Rd Saturday
 Ph No: 410-316-0566 : 00000000
 Start Date : 10/25/2008
 Page No : 3

Start Time	CUSHMAN ROAD From North					TILDEN LANE From East					CUSHMAN ROAD From South					TILDEN LANE From West					Int. Total				
	Left	Thru	Rght	Peds	App. Total	Left	Thru	Rght	Peds	App. Total	Left	Thru	Rght	Peds	App. Total	Left	Thru	Rght	Peds	App. Total					
Peak Hour From 11:00 to 14:45 - Peak 1 of 1																									
Intersection	11:15																								
Volume	6	0	6	1	13	7	127	6	0	140	18	3	5	0	26	6	122	22	1	151	330				
Percent	46.2	0.0	46.2	7.7		5.0	90.7	4.3	0.0		69.2	11.5	19.2	0.0		4.0	80.8	14.6	0.7						
Volume	6	0	6	1	13	7	127	6	0	140	18	3	5	0	26	6	122	22	1	151	330				
Volume	0	0	0	1	1	4	37	0	0	41	4	3	2	0	9	2	30	6	1	39	90				
Peak Factor	0.917																								
High Int. Volume	12:00	5	0	1	0	6	11:15	4	37	0	0	41	11:15	4	3	2	0	9	12:00	3	35	5	0	43	43
Peak Factor	0.54					0.85					0.72					0.87					8				



Sabra-Wang & Associates, INC

1504 Joh Avenue, Suite 160

Baltimore, Maryland 2127 Tilden La @ Cushman Rd Saturday

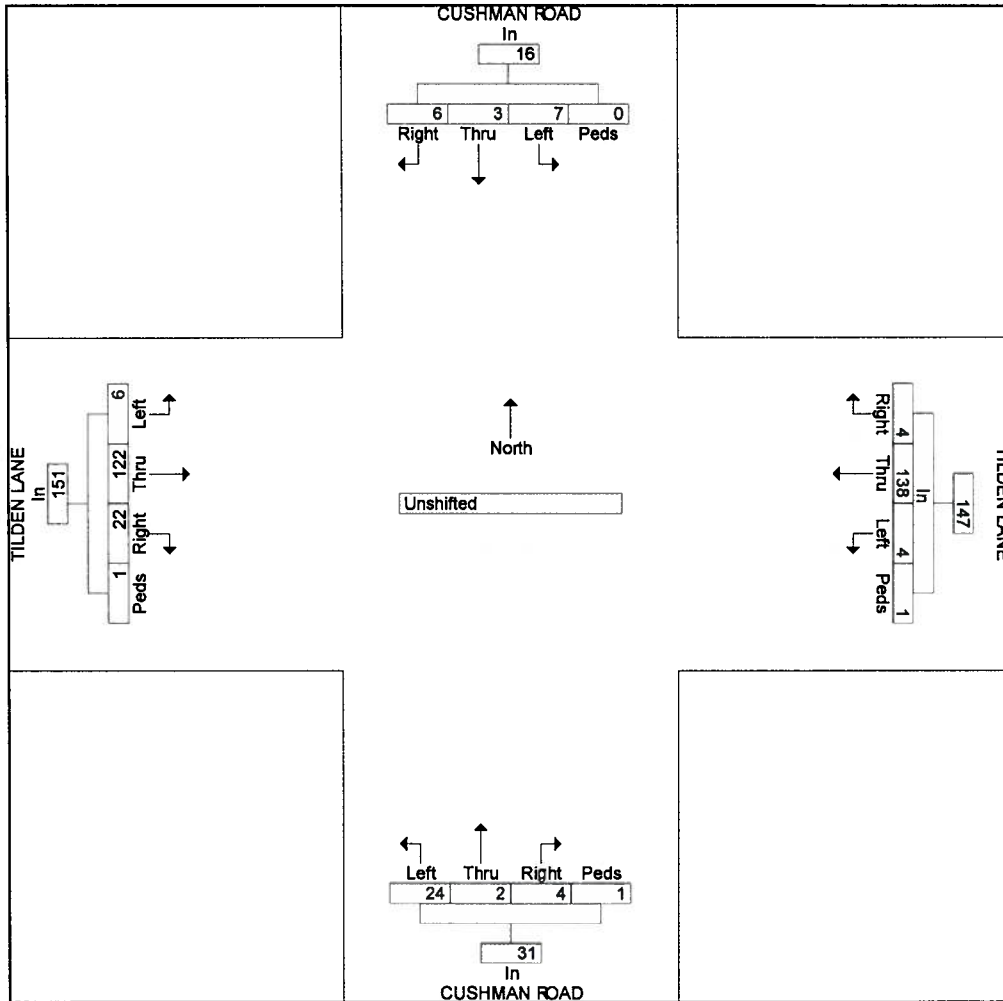
Ph No : 410-751-6566 : 00000000

Start Date : 10/25/2008

Page No : 4

Weather: Clear
 Counted By: Lamona
 Town: Garrett Park
 County: Montgomery

Start Time	CUSHMAN ROAD From North					TILDEN LANE From East					CUSHMAN ROAD From South					TILDEN LANE From West					Int. Total
	Left	Thru	Right	Peds	App. Total	Left	Thru	Right	Peds	App. Total	Left	Thru	Right	Peds	App. Total	Left	Thru	Right	Peds	App. Total	
Peak Hour From 11:00 to 14:45 - Peak 1 of 1																					
By Approach	12:45					14:00					13:15					11:15					
Volume	7	3	6	0	16	4	138	4	1	147	24	2	4	1	31	6	122	22	1	151	
Percent	43.	18.	37.	0.0		2.7	93.	2.7	0.7		77.	6.5	12.	3.2		4.0	80.	14.	0.7		
High Int. Volume	12:45					14:15					13:15					12:00					
Peak Factor	2	0	3	0	5	1	42	0	0	43	5	2	2	1	10	3	35	5	0	43	
	0.80					0.85					0.77					0.87					
	0					5					5					8					



Sabra, Wang & Associates, Inc

1504 Joh Avenue, Suite 160
 Baltimore, MD 21227
 (410) - 737 - 6564

Weather: Clear
 Counted By: Richard
 Town: Garrett Park
 County: Montgomery

File Name : Tilden La @ Danville Dr
 Site Code : 00000000
 Start Date : 10/15/2008
 Page No : 1

Groups Printed- Unshifted

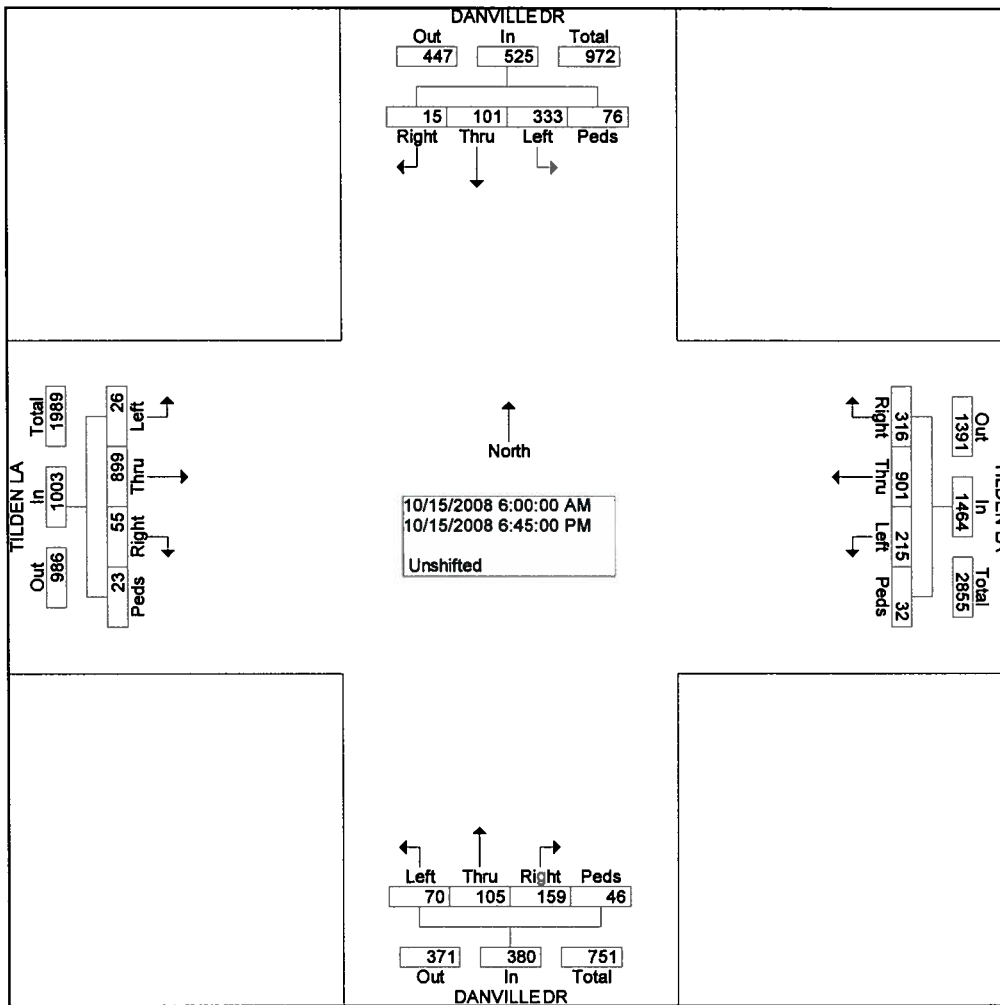
Start Time	DANVILLE DR From North					TILDEN LA From East					DANVILLE DR From South					TILDEN LA From West					Int. Total
	Left	Thru	Rght	Peds	App. Total	Left	Thru	Rght	Peds	App. Total	Left	Thru	Rght	Peds	App. Total	Left	Thru	Rght	Peds	App. Total	
Factor	1.0	1.0	1.0	1.0		1.0	1.0	1.0	1.0		1.0	1.0	1.0	1.0		1.0	1.0	1.0	1.0		
06:00 AM	1	2	0	4	7	5	2	1	3	11	0	1	0	1	2	0	8	2	0	10	30
06:15 AM	1	1	0	1	3	3	2	3	0	8	0	2	2	5	9	0	17	4	0	21	41
06:30 AM	4	0	0	6	10	7	7	6	2	22	3	1	5	5	14	1	27	2	0	30	76
06:45 AM	8	1	1	5	15	5	18	9	0	32	2	0	5	1	8	1	43	1	0	45	100
Total	14	4	1	16	35	20	29	19	5	73	5	4	12	12	33	2	95	9	0	106	247
07:00 AM	4	4	0	3	11	5	24	6	0	35	0	0	4	0	4	3	45	2	0	50	100
07:15 AM	1	1	0	3	5	2	23	6	1	32	2	4	6	3	15	1	43	2	1	47	99
07:30 AM	8	1	0	0	9	5	32	10	0	47	0	1	8	3	12	0	59	0	0	59	127
07:45 AM	15	7	0	4	26	1	25	23	0	49	0	7	11	4	22	1	50	0	0	51	148
Total	28	13	0	10	51	13	104	45	1	163	2	12	29	10	53	5	197	4	1	207	474
08:00 AM	33	13	1	2	49	1	21	41	2	65	4	10	11	2	27	4	54	5	0	63	204
08:15 AM	47	14	1	7	69	2	23	15	4	44	2	25	9	1	37	3	66	0	1	70	220
08:30 AM	25	8	0	7	40	6	19	15	0	40	1	15	8	0	24	0	47	3	1	51	155
08:45 AM	16	6	1	5	28	3	19	11	2	35	2	9	5	3	19	1	44	3	3	51	133
Total	121	41	3	21	186	12	82	82	8	184	9	59	33	6	107	8	211	11	5	235	712
*** BREAK ***																					
04:00 PM	17	6	2	0	25	9	41	11	0	61	5	3	10	0	18	4	32	1	0	37	141
04:15 PM	13	4	1	5	23	13	50	16	7	86	1	3	8	1	13	1	30	1	2	34	156
04:30 PM	11	2	1	1	15	22	47	16	3	88	2	3	8	1	14	1	34	5	0	40	157
04:45 PM	10	4	0	0	14	19	53	11	1	84	4	4	5	0	13	1	35	0	0	36	147
Total	51	16	4	6	77	63	191	54	11	319	12	13	31	2	58	7	131	7	2	147	601
05:00 PM	13	4	1	1	19	15	59	14	0	88	9	3	2	3	17	1	39	3	2	45	169
05:15 PM	22	4	0	5	31	11	67	12	1	91	6	1	9	1	17	1	35	1	1	38	177
05:30 PM	19	0	1	1	21	21	61	10	0	92	4	1	6	1	12	0	31	1	4	36	161
05:45 PM	12	4	3	2	21	11	63	22	1	97	6	4	4	1	15	0	39	4	1	44	177
Total	66	12	5	9	92	58	250	58	2	368	25	9	21	6	61	2	144	9	8	163	684
06:00 PM	13	3	1	4	21	11	74	19	1	105	7	0	7	5	19	1	38	4	0	43	188
06:15 PM	15	8	0	4	27	11	60	17	2	90	4	1	5	1	11	0	30	5	3	38	166
06:30 PM	11	2	1	5	19	17	59	12	2	90	3	1	10	3	17	1	31	3	4	39	165
06:45 PM	14	2	0	1	17	10	52	10	0	72	3	6	11	1	21	0	22	3	0	25	135
Total	53	15	2	14	84	49	245	58	5	357	17	8	33	10	68	2	121	15	7	145	654
Grand Total	333	101	15	76	525	215	901	316	32	1464	70	105	159	46	380	26	899	55	23	1003	3372
Apprch %	63.4	19.2	2.9	14.5		14.7	61.5	21.6	2.2		18.4	27.6	41.8	12.1		2.6	89.6	5.5	2.3		
Total %	9.9	3.0	0.4	2.3	15.6	6.4	26.7	9.4	0.9	43.4	2.1	3.1	4.7	1.4	11.3	0.8	26.7	1.6	0.7	29.7	

Sabra, Wang & Associates, Inc

1504 Joh Avenue, Suite 160
 Baltimore, MD 21227
 (410) - 737 - 6564

Weather: Clear
 Counted By: Richard
 Town: Garrett Park
 County: Montgomery

File Name : Tilden La @ Danville Dr
 Site Code : 00000000
 Start Date : 10/15/2008
 Page No : 2



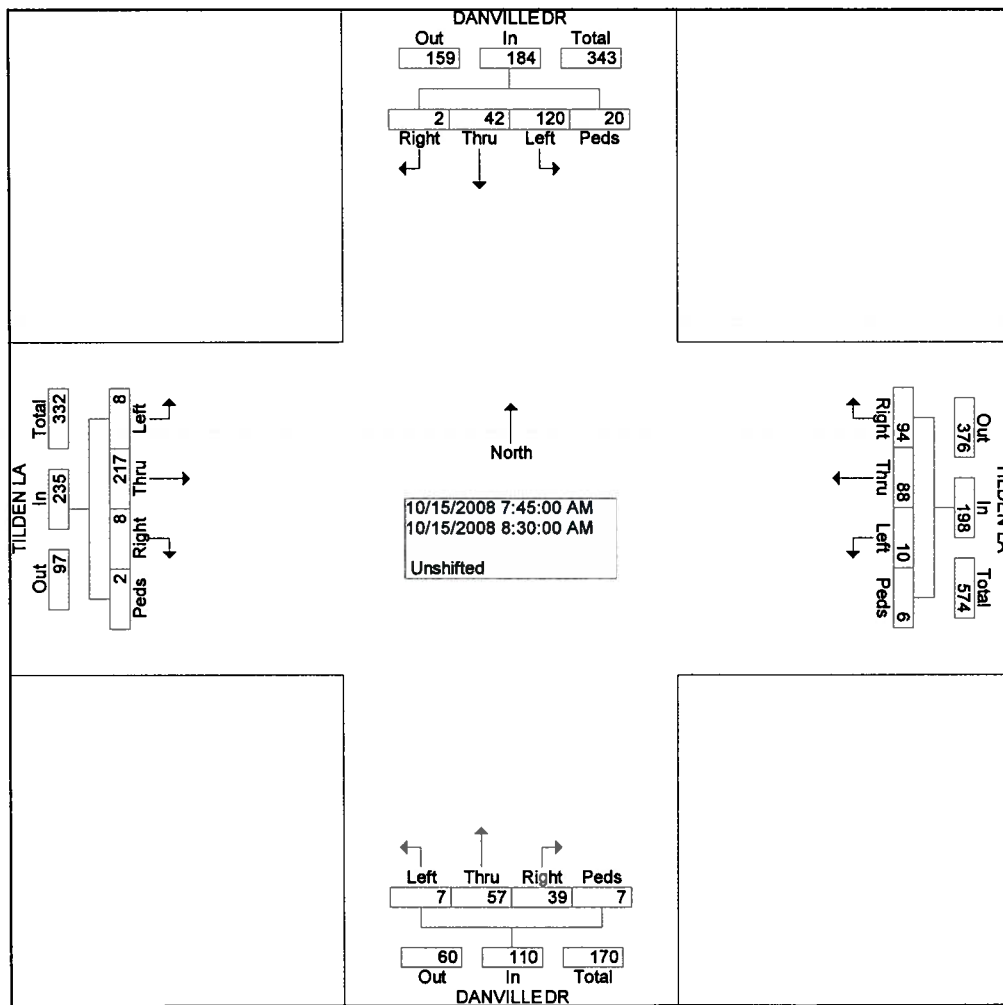
Sabra, Wang & Associates, Inc

1504 Joh Avenue, Suite 160
 Baltimore, MD 21227
 (410) - 737 - 6564

Weather: Clear
 Counted By: Richard
 Town: Garrett Park
 County: Montgomery

File Name : Tilden La @ Danville Dr
 Site Code : 00000000
 Start Date : 10/15/2008
 Page No : 3

Start Time	DANVILLE DR From North					TILDEN LA From East					DANVILLE DR From South					TILDEN LA From West					Int. Total
	Left	Thru	Right	Peds	App. Total	Left	Thru	Right	Peds	App. Total	Left	Thru	Right	Peds	App. Total	Left	Thru	Right	Peds	App. Total	
Peak Hour From 06:00 AM to 11:45 AM - Peak 1 of 1																					
Intersection	07:45 AM																				
Volume	120	42	2	20	184	10	88	94	6	198	7	57	39	7	110	8	217	8	2	235	727
Percent	65.2	22.8	1.1	10.9		5.1	44.4	47.5	3.0		6.4	51.8	35.5	6.4		3.4	92.3	3.4	0.9		
08:15 Peak Factor	0.826																				
High Int. Volume	08:15 AM					08:00 AM					08:15 AM					08:15 AM					
Volume	47	14	1	7	69	1	21	41	2	65	2	25	9	1	37	3	66	0	1	70	220
Peak Factor	0.667					0.762					0.743					0.839					



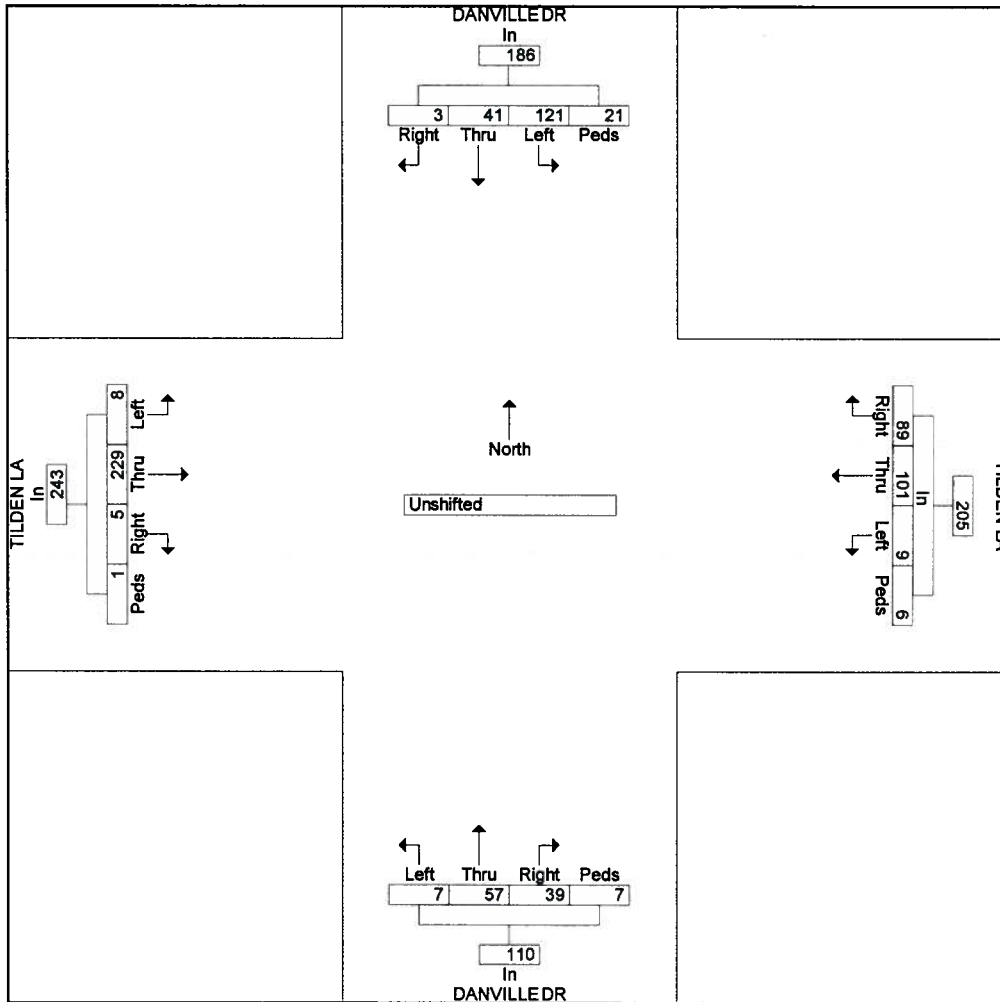
Sabra, Wang & Associates, Inc

1504 Joh Avenue, Suite 160
 Baltimore, MD 21227
 (410) - 737 - 6564

Weather: Clear
 Counted By: Richard
 Town: Garrett Park
 County: Montgomery

File Name : Tilden La @ Danville Dr
 Site Code : 00000000
 Start Date : 10/15/2008
 Page No : 4

Start Time	DANVILLE DR From North					TILDEN LA From East					DANVILLE DR From South					TILDEN LA From West					Int. Total
	Left	Thru	Right	Peds	App. Total	Left	Thru	Right	Peds	App. Total	Left	Thru	Right	Peds	App. Total	Left	Thru	Right	Peds	App. Total	
Peak Hour From 06:00 AM to 11:45 AM - Peak 1 of 1																					
By Approach	08:00 AM					07:30 AM					07:45 AM					07:30 AM					
Volume	121	41	3	21	186	9	101	89	6	205	7	57	39	7	110	8	229	5	1	243	
Percent	65.1	22.0	1.6	11.3		4.4	49.3	43.4	2.9		6.4	51.8	35.5	6.4		3.3	94.2	2.1	0.4		
High Int. Volume	08:15 AM					08:00 AM					08:15 AM					08:15 AM					
Peak Factor	47	14	1	7	69	1	21	41	2	65	2	25	9	1	37	3	66	0	1	70	
	0.67					0.78					0.74					0.86					
	4					8					3					8					



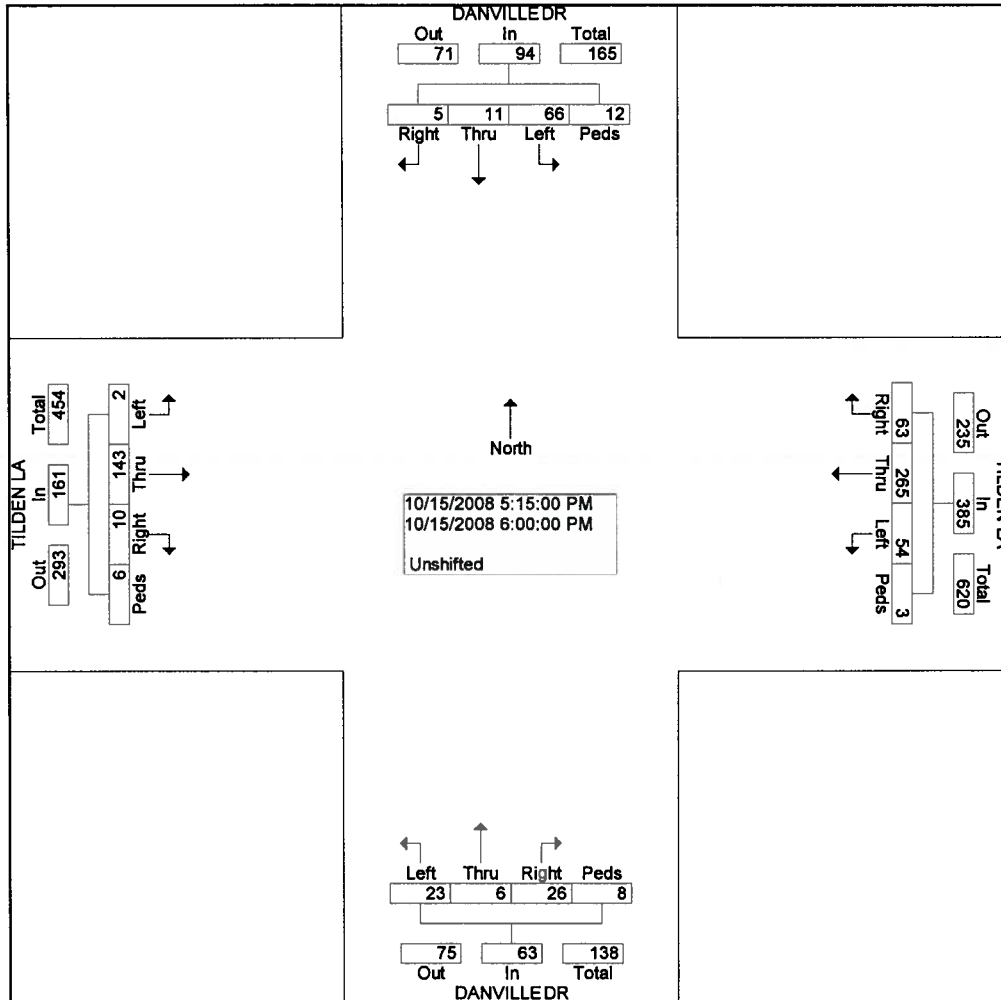
Sabra, Wang & Associates, Inc

1504 Joh Avenue, Suite 160
 Baltimore, MD 21227
 (410) - 737 - 6564

Weather: Clear
 Counted By: Richard
 Town: Garrett Park
 County: Montgomery

File Name : Tilden La @ Danville Dr
 Site Code : 00000000
 Start Date : 10/15/2008
 Page No : 5

Start Time	DANVILLE DR From North					TILDEN LA From East					DANVILLE DR From South					TILDEN LA From West					Int. Total
	Left	Thru	Rght	Peds	App. Total	Left	Thru	Rght	Peds	App. Total	Left	Thru	Rght	Peds	App. Total	Left	Thru	Rght	Peds	App. Total	
Peak Hour From 12:00 PM to 06:45 PM - Peak 1 of 1																					
Intersection	05:15 PM																				
Volume	66	11	5	12	94	54	265	63	3	385	23	6	26	8	63	2	143	10	6	161	703
Percent	70.	11.	5.3	12.		14.	68.	16.	0.8		36.	9.5	41.	12.		1.2	88.	6.2	3.7		
	2	7		8		0	8	4			5		3	7							
06:00 Volume	13	3	1	4	21	11	74	19	1	105	7	0	7	5	19	1	38	4	0	43	188
Peak Factor	0.935																				
High Int. Volume	05:15 PM					06:00 PM					06:00 PM					05:45 PM					
Peak Factor	22	4	0	5	31	11	74	19	1	105	7	0	7	5	19	0	39	4	1	44	
	0.75					0.91					0.82					0.91					5
	8					7					9										



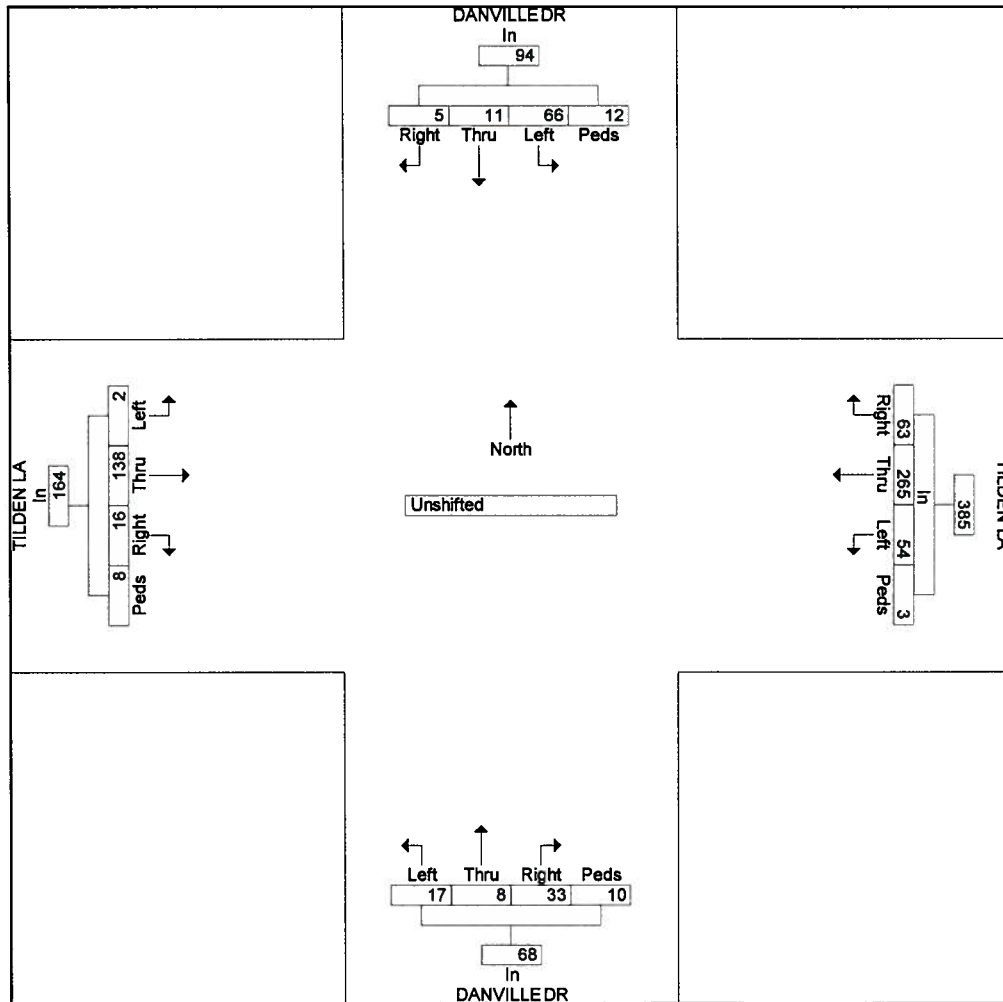
Sabra, Wang & Associates, Inc

1504 Joh Avenue, Suite 160
 Baltimore, MD 21227
 (410) - 737 - 6564

Weather: Clear
 Counted By: Richard
 Town: Garrett Park
 County: Montgomery

File Name : Tilden La @ Danville Dr
 Site Code : 00000000
 Start Date : 10/15/2008
 Page No : 6

Start Time	DANVILLE DR From North					TILDEN LA From East					DANVILLE DR From South					TILDEN LA From West					Int. Total
	Left	Thru	Right	Peds	App. Total	Left	Thru	Right	Peds	App. Total	Left	Thru	Right	Peds	App. Total	Left	Thru	Right	Peds	App. Total	
Peak Hour From 12:00 PM to 06:45 PM - Peak 1 of 1																					
By Approach	05:15 PM					05:15 PM					06:00 PM					05:45 PM					
Volume	66	11	5	12	94	54	265	63	3	385	17	8	33	10	68	2	138	16	8	164	
Percent	70.	11.	5.3	12.		14.	68.	16.	0.8		25.	11.	48.	14.		1.2	84.	9.8	4.9		
	2	7		8		0	8	4			0	8	5	7			1				
High Int. Volume	05:15 PM					06:00 PM					06:45 PM					05:45 PM					
Peak Factor	22	4	0	5	31	11	74	19	1	105	3	6	11	1	21	0	39	4	1	44	
					0.75					0.91					0.81					0.93	
					8					7					0					2	



Sabra, Wang & Associates, Inc

1504 Joh Avenue, Suite 160
Baltimore, MD 21287
(410) - 737 - 6564

Weather: Clear
Counted By: Jacob
Town: Garrett Park
County: Montgomery

File Name : Tilden La @ Danville Dr. Saturday
Site Code : 00000000
Start Date : 10/18/2008
Page No : 1

Groups Printed- Unshifted

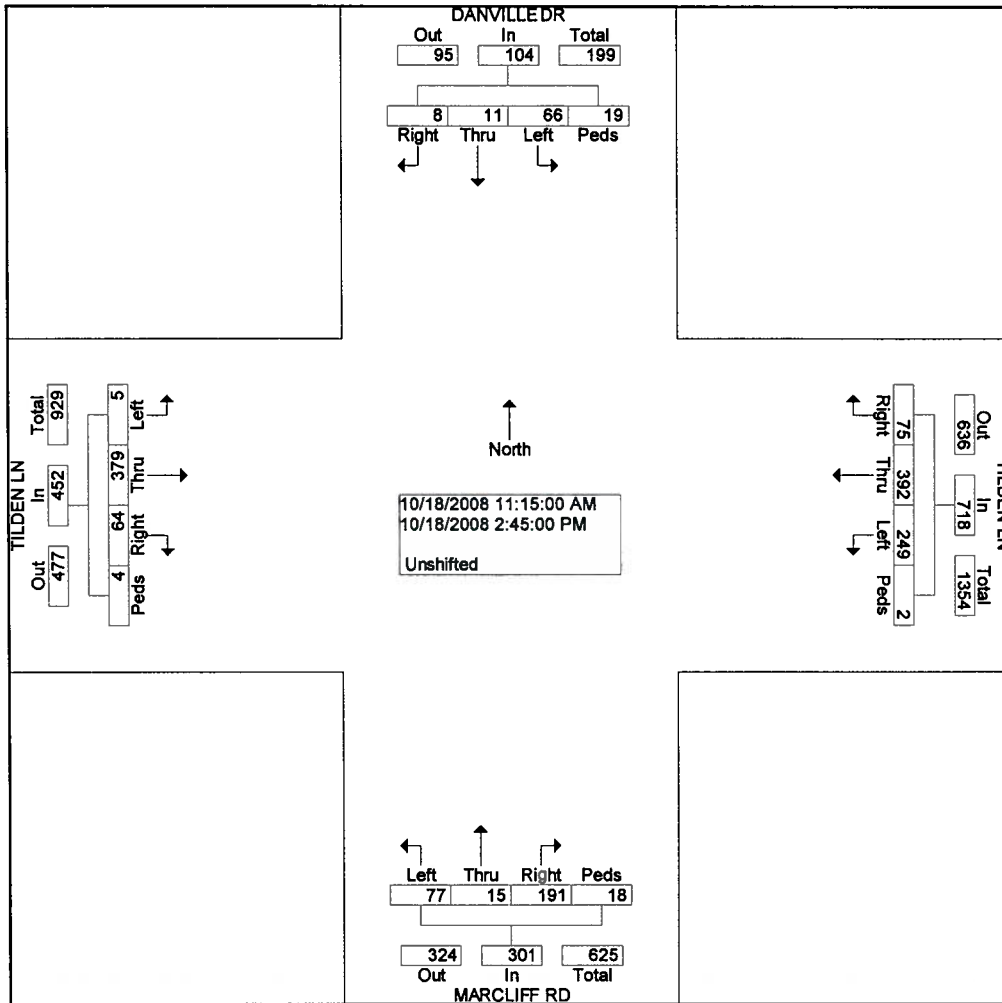
Start Time	DANVILLE DR From North					TILDEN LN From East					MARCLIFF RD From South					TILDEN LN From West					Int. Total
	Left	Thru	Right	Peds	App. Total	Left	Thru	Right	Peds	App. Total	Left	Thru	Right	Peds	App. Total	Left	Thru	Right	Peds	App. Total	
Factor	1.0	1.0	1.0	1.0		1.0	1.0	1.0	1.0		1.0	1.0	1.0	1.0		1.0	1.0	1.0	1.0		
11:15 AM	2	0	3	6	11	20	18	4	0	42	2	0	5	0	7	1	22	3	0	26	86
11:30 AM	4	0	0	0	4	17	19	6	0	42	13	1	17	2	33	0	23	4	0	27	106
11:45 AM	7	1	2	1	11	12	26	6	0	44	6	3	18	1	28	0	19	1	0	20	103
Total	13	1	5	7	26	49	63	16	0	128	21	4	40	3	68	1	64	8	0	73	295
12:00 PM	7	1	1	0	9	12	29	2	0	43	1	0	4	2	7	0	22	4	1	27	86
12:15 PM	4	1	0	2	7	17	31	2	0	50	6	1	21	1	29	0	33	6	0	39	125
12:30 PM	5	1	0	4	10	23	25	4	0	52	3	1	6	3	13	0	26	6	0	32	107
12:45 PM	3	0	0	3	6	13	21	4	0	38	1	1	4	0	6	1	38	3	0	42	92
Total	19	3	1	9	32	65	106	12	0	183	11	3	35	6	55	1	119	19	1	140	410
01:00 PM	8	0	0	0	8	9	36	7	0	52	7	2	26	0	35	0	18	1	0	19	114
01:15 PM	3	1	0	0	4	12	36	5	0	53	7	0	17	1	25	0	29	7	0	36	118
01:30 PM	2	0	0	0	2	21	24	6	0	51	2	0	4	4	10	0	26	6	1	33	96
01:45 PM	8	2	0	0	10	39	25	6	1	71	4	0	21	2	27	0	28	6	1	35	143
Total	21	3	0	0	24	81	121	24	1	227	20	2	68	7	97	0	101	20	2	123	471
02:00 PM	2	2	2	1	7	19	27	5	0	51	7	1	7	1	16	1	27	5	1	34	108
02:15 PM	7	0	0	0	7	9	23	5	0	37	11	1	27	1	40	0	24	2	0	26	110
02:30 PM	3	1	0	1	5	12	25	7	1	45	3	2	7	0	12	1	21	6	0	28	90
02:45 PM	1	1	0	1	3	14	27	6	0	47	4	2	7	0	13	1	23	4	0	28	91
Total	13	4	2	3	22	54	102	23	1	180	25	6	48	2	81	3	95	17	1	116	399
Grand Total	66	11	8	19	104	249	392	75	2	718	77	15	191	18	301	5	379	64	4	452	1575
Apprch %	63.5	10.6	7.7	18.3		34.7	54.6	10.4	0.3		25.6	5.0	63.5	6.0		1.1	83.8	14.2	0.9		
Total %	4.2	0.7	0.5	1.2	6.6	15.8	24.9	4.8	0.1	45.6	4.9	1.0	12.1	1.1	19.1	0.3	24.1	4.1	0.3	28.7	

Sabra, Wang & Associates, Inc

1504 Joh Avenue, Suite 160
 Baltimore, MD 21222
 (410) - 737 - 6564

Weather: Clear
 Counted By: Jacob
 Town: Garrett Park
 County: Montgomery

Site Name : Tilden La @ Danville Dr. Saturday
 Site Code : 00000000
 Start Date : 10/18/2008
 Page No : 2



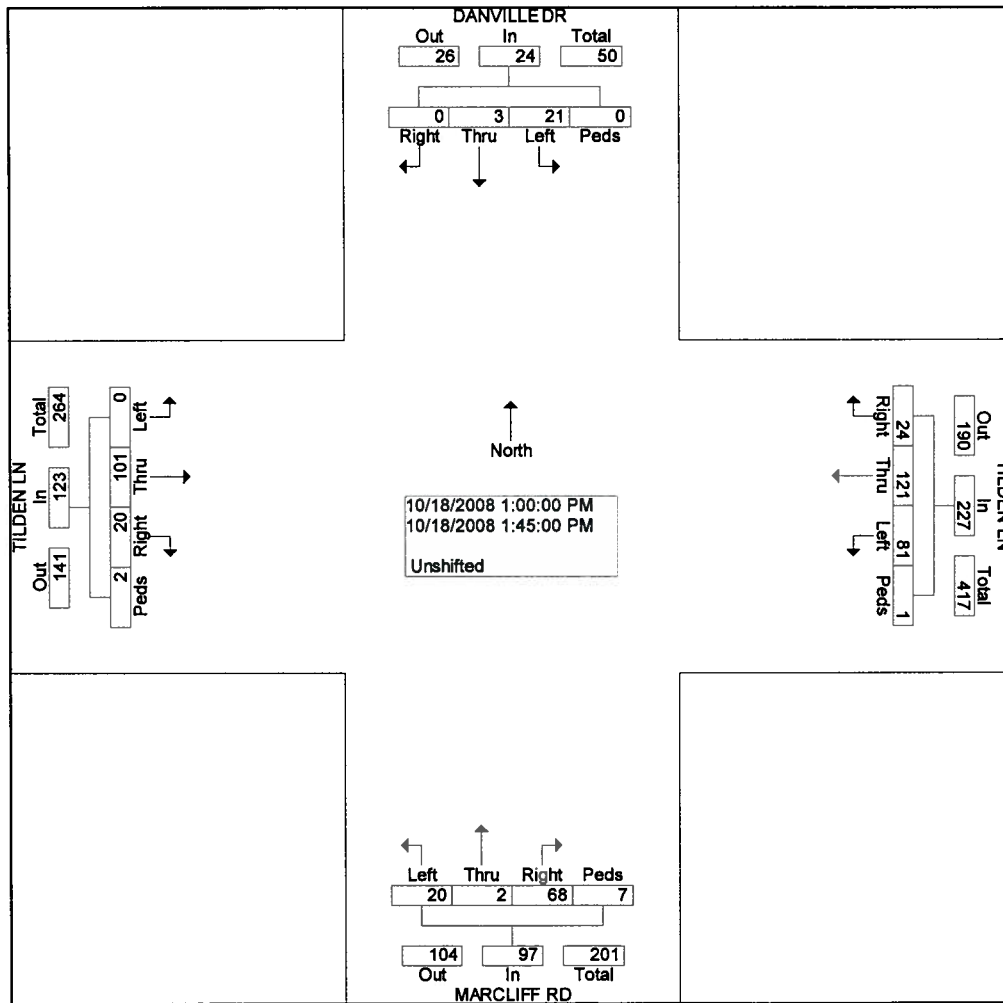
Sabra, Wang & Associates, Inc

1504 Joh Avenue, Suite 160
 Baltimore, MD 21287
 (410) - 737 - 6564

Weather: Clear
 Counted By: Jacob
 Town: Garrett Park
 County: Montgomery

Site Name : Tilden La @ Danville Dr. Saturday
 Site Code : 00000000
 Start Date : 10/18/2008
 Page No : 3

Start Time	DANVILLE DR From North					TILDEN LN From East					MARCLIFF RD From South					TILDEN LN From West					Int. Total
	Left	Thru	Rght	Peds	App. Total	Left	Thru	Rght	Peds	App. Total	Left	Thru	Rght	Peds	App. Total	Left	Thru	Rght	Peds	App. Total	
Peak Hour From 11:15 AM to 02:45 PM - Peak 1 of 1																					
Intersection	01:00 PM																				
Volume	21	3	0	0	24	81	121	24	1	227	20	2	68	7	97	0	101	20	2	123	471
Percent	87.5	12.5	0.0	0.0		35.7	53.3	10.6	0.4		20.6	2.1	70.1	7.2		0.0	82.1	16.3	1.6		
01:45 Volume	8	2	0	0	10	39	25	6	1	71	4	0	21	2	27	0	28	6	1	35	143
Peak Factor	0.823																				
High Int. Volume	01:45 PM					01:45 PM					01:00 PM					01:15 PM					
Peak Factor	8	2	0	0	10	39	25	6	1	71	7	2	26	0	35	0	29	7	0	36	
	0.60					0.79					0.69					0.85					4
	0					9					3					4					



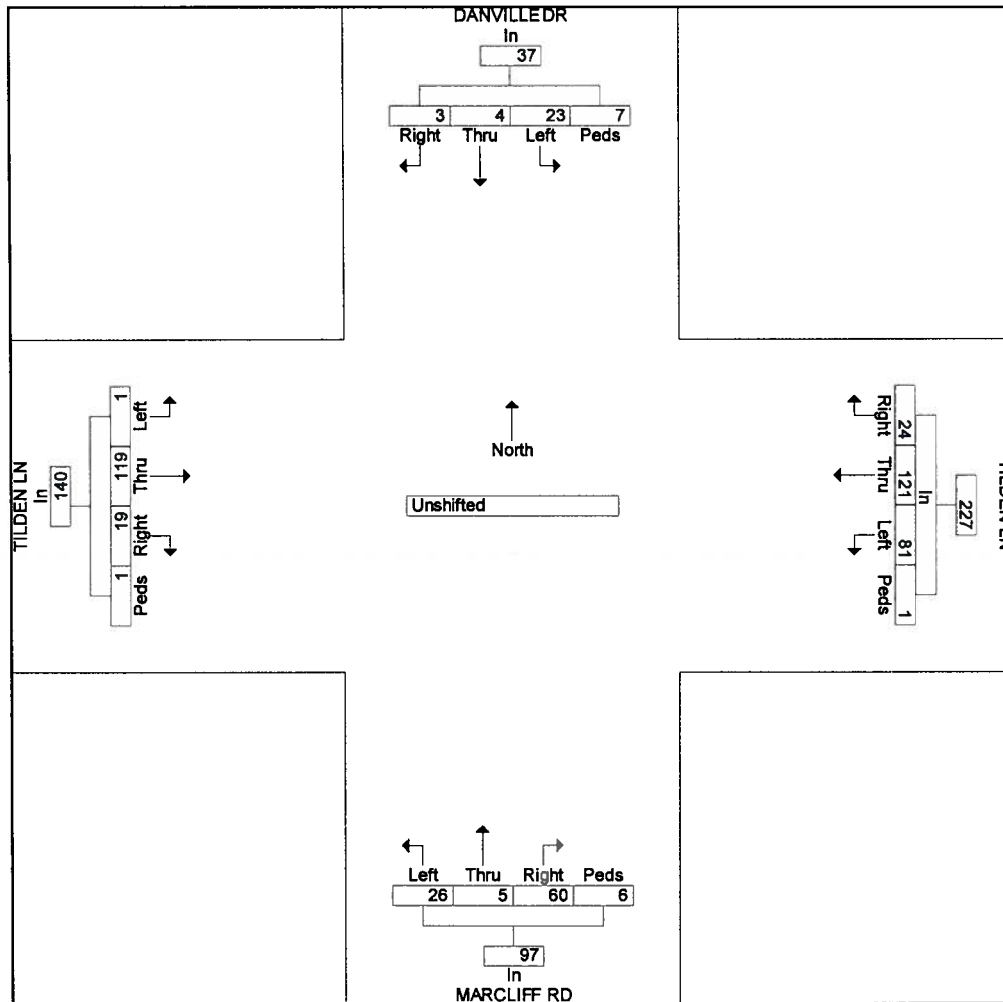
Sabra, Wang & Associates, Inc

1504 Joh Avenue, Suite 160
 Baltimore, MD 21287
 (410) - 737 - 6564

Weather: Clear
 Counted By: Jacob
 Town: Garrett Park
 County: Montgomery

File Name : Tilden La @ Danville Dr. Saturday
 Site Code : 00000000
 Start Date : 10/18/2008
 Page No : 4

Start Time	DANVILLE DR From North					TILDEN LN From East					MARCLIFF RD From South					TILDEN LN From West					Int. Total
	Left	Thru	Rght	Peds	App. Total	Left	Thru	Rght	Peds	App. Total	Left	Thru	Rght	Peds	App. Total	Left	Thru	Rght	Peds	App. Total	
Peak Hour From 11:15 AM to 02:45 PM - Peak 1 of 1																					
By Approach	11:45 AM					01:00 PM					11:30 AM					12:00 PM					
Volume	23	4	3	7	37	81	121	24	1	227	26	5	60	6	97	1	119	19	1	140	
Percent	62.	10.	8.1	18.		35.	53.	10.	0.4		26.	5.2	61.	6.2		0.7	85.	13.	0.7		
	2	8		9		7	3	6			8		9				0	6			
High Int.	11:45 AM					01:45 PM					11:30 AM					12:45 PM					
Volume	7	1	2	1	11	39	25	6	1	71	13	1	17	2	33	1	38	3	0	42	
Peak Factor	0.84					0.79					0.73					0.83					
	1					9					5					3					



Sabra-Wang & Associates, INC

1504 Joh Avenue, Suite 160

Baltimore, Maryland - 21277 Site Name : Tilden La @ Roseland Dr.

Ph No : 410-737-6564 Site Code : 00000000

Weather: Clear
 Counted By: Richard
 Town: Garrett Park
 County: Montgomery

Start Date : 10/14/2008

Page No : 1

Groups Printed- Unshifted

Start Time	ROSELAND DR From North					TILDEN LA From East					ROSELAND DR From South					TILDEN LA From West					Int. Total
	Left	Thru	Rig ht	Ped s	App. Total	Left	Thru	Rig ht	Ped s	App. Total	Left	Thru	Rig ht	Ped s	App. Total	Left	Thru	Rig ht	Ped s	App. Total	
Factor	1.0	1.0	1.0	1.0		1.0	1.0	1.0	1.0		1.0	1.0	1.0	1.0		1.0	1.0	1.0	1.0		
06:00	2	0	0	0	2	1	10	0	0	11	1	0	0	2	3	1	14	1	0	16	32
06:15	3	0	0	0	3	0	11	0	0	11	0	0	0	1	1	1	15	1	0	17	32
06:30	3	0	0	2	5	0	13	2	0	15	1	0	0	3	4	0	31	2	0	33	57
06:45	2	2	3	7	14	0	27	0	0	27	1	1	1	4	7	0	45	5	0	50	98
Total	10	2	3	9	24	1	61	2	0	64	3	1	1	10	15	2	105	9	0	116	219
07:00	0	0	0	1	1	2	34	0	0	36	3	0	0	5	8	0	70	5	0	75	120
07:15	4	1	2	2	9	1	39	0	0	40	1	0	0	2	3	0	74	2	0	76	128
07:30	2	0	1	3	6	1	41	0	0	42	0	0	0	1	1	0	76	6	1	83	132
07:45	0	0	0	0	0	0	45	0	0	45	3	0	1	1	5	0	50	2	0	52	102
Total	6	1	3	6	16	4	159	0	0	163	7	0	1	9	17	0	270	15	1	286	482
08:00	2	1	2	1	6	0	45	0	0	45	1	0	2	0	3	1	52	7	0	60	114
08:15	4	2	1	4	11	4	42	0	0	46	2	0	2	8	12	1	56	1	0	58	127
08:30	10	7	5	9	31	3	46	0	0	49	6	1	0	2	9	0	52	3	8	63	152
08:45	15	4	8	4	31	0	35	0	2	37	2	1	1	3	7	0	35	1	0	36	111
Total	31	14	16	18	79	7	168	0	2	177	11	2	5	13	31	2	195	12	8	217	504

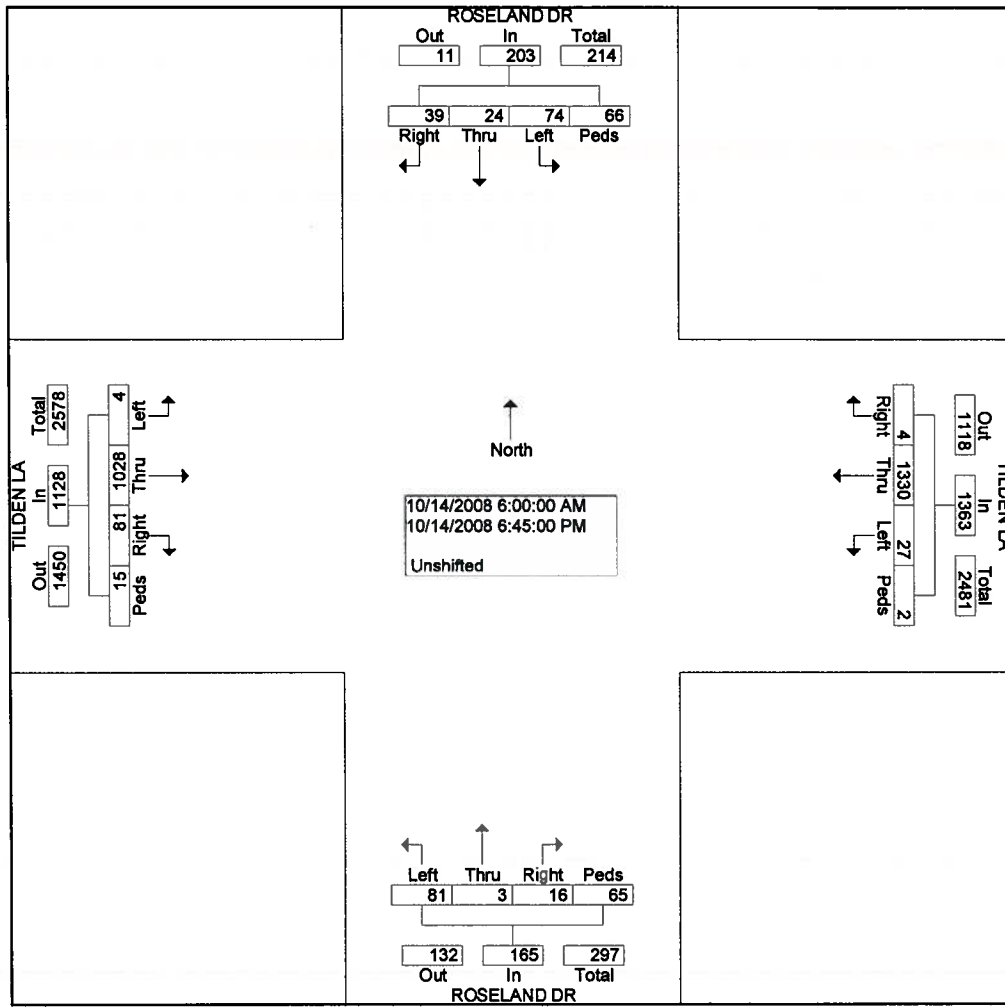
*** BREAK ***

16:00	0	0	2	1	3	0	81	0	0	81	4	0	1	5	10	0	47	6	0	53	147
16:15	3	2	4	2	11	0	77	1	0	78	0	0	1	1	2	0	42	2	1	45	136
16:30	7	1	5	1	14	1	70	0	0	71	6	0	1	2	9	0	43	3	2	48	142
16:45	1	0	2	2	5	0	86	0	0	86	9	0	0	0	9	0	45	2	2	49	149
Total	11	3	13	6	33	1	314	1	0	316	19	0	3	8	30	0	177	13	5	195	574
17:00	1	0	1	3	5	0	89	0	0	89	4	0	0	1	5	0	31	3	0	34	133
17:15	0	1	0	2	3	4	86	0	0	90	4	0	0	0	4	0	33	3	0	36	133
17:30	5	1	2	1	9	0	83	1	0	84	4	0	1	9	14	0	32	9	0	41	148
17:45	1	1	0	5	7	0	83	0	0	83	4	0	0	3	7	0	36	4	0	40	137
Total	7	3	3	11	24	4	341	1	0	346	16	0	1	13	30	0	132	19	0	151	551
18:00	6	1	1	4	12	1	82	0	0	83	6	0	0	1	7	0	37	3	1	41	143
18:15	2	0	0	6	8	1	76	0	0	77	2	0	3	3	8	0	41	3	0	44	137
18:30	1	0	0	5	6	4	70	0	0	74	8	0	2	4	14	0	36	3	0	39	133
18:45	0	0	0	1	1	4	59	0	0	63	9	0	0	4	13	0	35	4	0	39	116
Total	9	1	1	16	27	10	287	0	0	297	25	0	5	12	42	0	149	13	1	163	529
Grand Total	74	24	39	66	203	27	1330	4	2	1363	81	3	16	65	165	4	1028	81	15	1128	2859
Apprch %	36.5	11.8	19.2	32.5		2.0	97.6	0.3	0.1		49.1	1.8	9.7	39.4		0.4	91.1	7.2	1.3		
Total %	2.6	0.8	1.4	2.3	7.1	0.9	46.5	0.1	0.1	47.7	2.8	0.1	0.6	2.3	5.8	0.1	36.0	2.8	0.5	39.5	

Sabra-Wang & Associates, INC
 1504 Joh Avenue, Suite 160

Weather: Clear
 Counted By: Richard
 Town: Garrett Park
 County: Montgomery

Site Name : Tilden La @ Roseland Dr.
 Ph No : 410-737-6564 Site Code : 00000000
 Start Date : 10/14/2008
 Page No : 2



Sabra-Wang & Associates, INC

1504 Joh Avenue, Suite 160

Baltimore, Maryland - 21277 Site Name : Tilden La @ Roseland Dr.

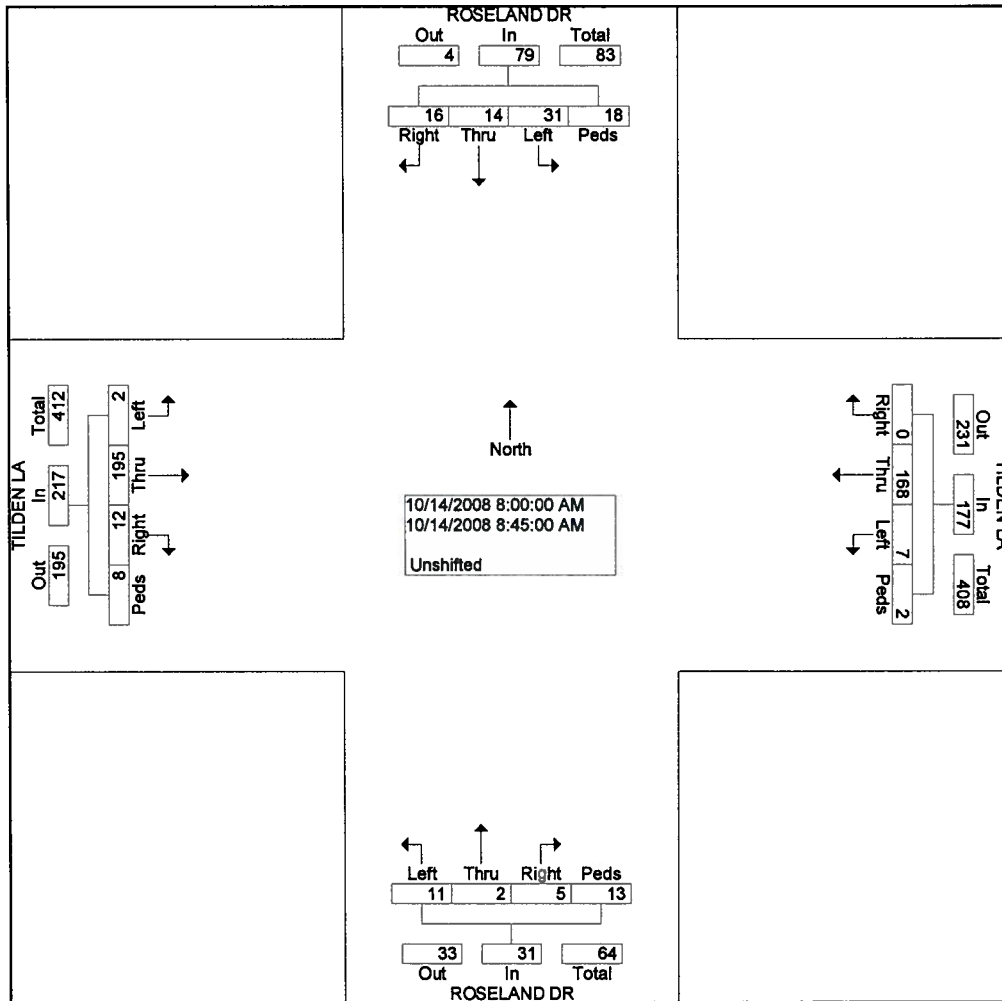
Ph No : 410-737-6564 Site Code : 00000000

Start Date : 10/14/2008

Page No : 3

Weather: Clear
 Counted By: Richard
 Town: Garrett Park
 County: Montgomery

Start Time	ROSELAND DR From North					TILDEN LA From East					ROSELAND DR From South					TILDEN LA From West					Int. Total
	Left	Thru	Right	Peds	App. Total	Left	Thru	Right	Peds	App. Total	Left	Thru	Right	Peds	App. Total	Left	Thru	Right	Peds	App. Total	
Peak Hour From 06:00 to 11:45 - Peak 1 of 1																					
Intersection	08:00																				
Volume	31	14	16	18	79	7	168	0	2	177	11	2	5	13	31	2	195	12	8	217	504
Percent	39.	17.	20.	22.		4.0	94.	0.0	1.1		35.	6.5	16.	41.		0.9	89.	5.5	3.7		
Volume	2	7	3	8							5	1	9								
Volume	31	14	16	18	79	7	168	0	2	177	11	2	5	13	31	2	195	12	8	217	504
Volume	10	7	5	9	31	3	46	0	0	49	6	1	0	2	9	0	52	3	8	63	152
Peak Factor																					0.829
High Int. Volume	08:30					08:30					08:15					08:30					
Peak Factor	0.63					0.90					0.64					0.86					1
Peak Factor	7					3					6					1					



Sabra-Wang & Associates, INC

1504 Joh Avenue, Suite 160

Baltimore, Maryland - 21277 Site Name : Tilden La @ Roseland Dr.

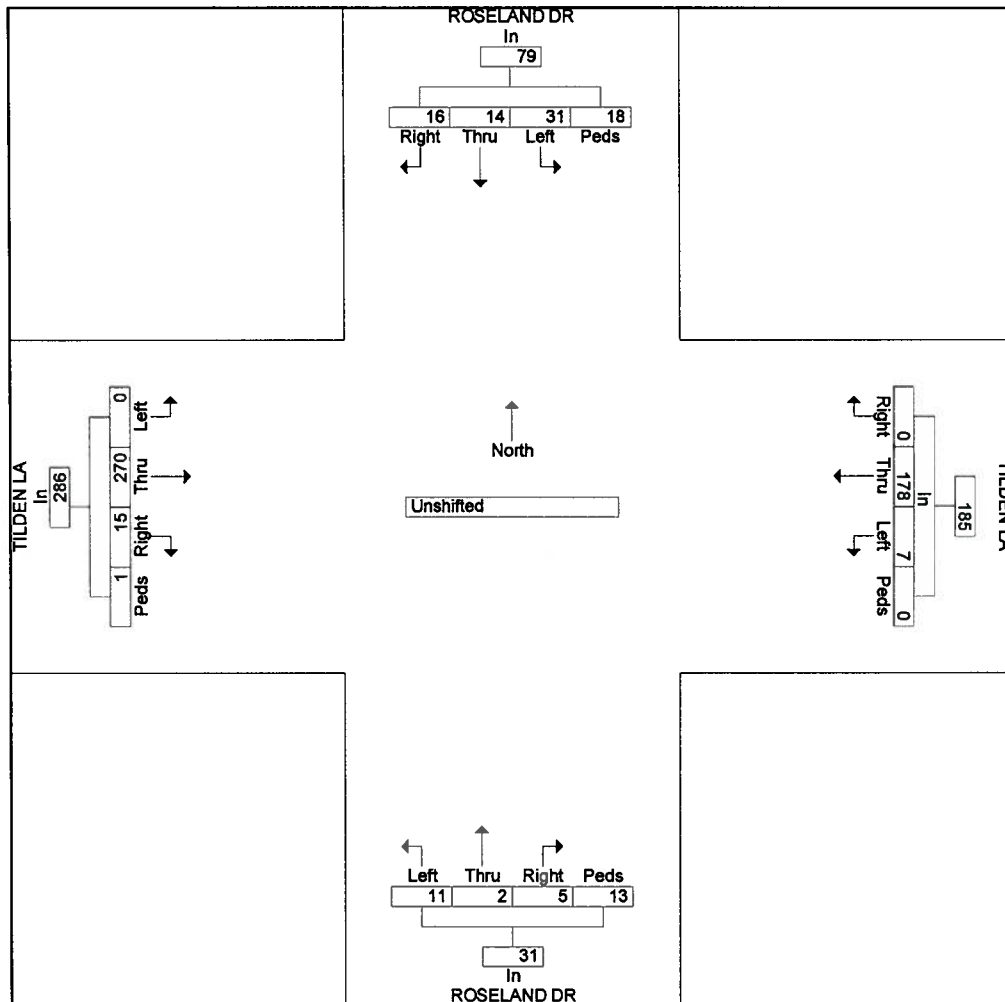
Ph No : 410-737-6564 Site Code : 00000000

Start Date : 10/14/2008

Page No : 4

Weather: Clear
 Counted By: Richard
 Town: Garrett Park
 County: Montgomery

Start Time	ROSELAND DR From North					TILDEN LA From East					ROSELAND DR From South					TILDEN LA From West					Int. Total
	Left	Thru	Right	Peds	App. Total	Left	Thru	Right	Peds	App. Total	Left	Thru	Right	Peds	App. Total	Left	Thru	Right	Peds	App. Total	
Peak Hour From 06:00 to 11:45 - Peak 1 of 1																					
By Approach	08:00					07:45					08:00					07:00					
Volume	31	14	16	18	79	7	178	0	0	185	11	2	5	13	31	0	270	15	1	286	
Percent	39.	17.	20.	22.		3.8	96.	0.0	0.0		35.	6.5	16.	41.		0.0	94.	5.2	0.3		
	2	7	3	8			2				5		1	9			4				
High Int. Volume	08:30					08:15					07:30										
Peak Factor	10	7	5	9	31	3	46	0	0	49	2	0	2	8	12	0	76	6	1	83	
					0.63					0.94					0.64					0.86	
					7					4					6					1	



Sabra-Wang & Associates, INC

1504 Joh Avenue, Suite 160

Baltimore, Maryland - 21277

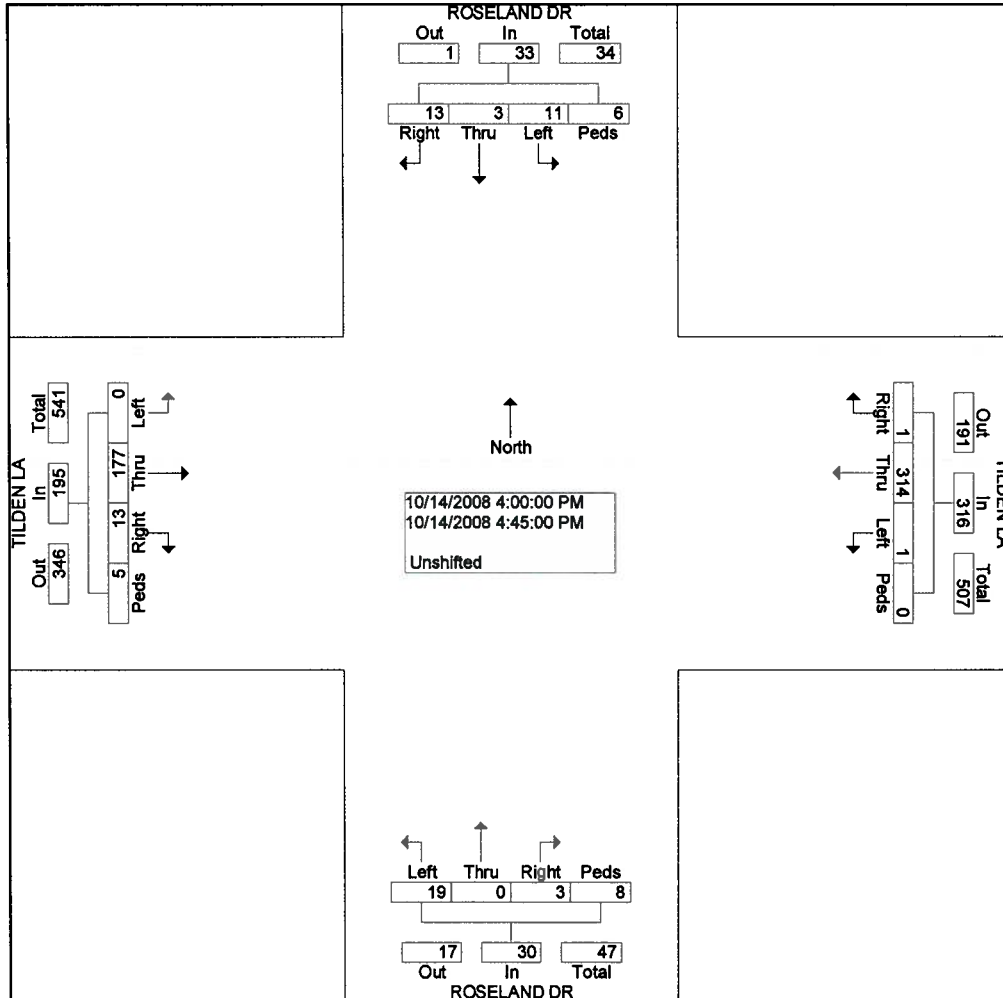
Ph No : 410-737-6564 Site Code : 00000000

Start Date : 10/14/2008

Page No : 5

Weather: Clear
 Counted By: Richard
 Town: Garrett Park
 County: Montgomery

Start Time	ROSELAND DR From North					TILDEN LA From East					ROSELAND DR From South					TILDEN LA From West					Int. Total
	Left	Thru	Right	Peds	App. Total	Left	Thru	Right	Peds	App. Total	Left	Thru	Right	Peds	App. Total	Left	Thru	Right	Peds	App. Total	
Peak Hour From 12:00 to 18:45 - Peak 1 of 1																					
Intersect on	16:00																				
Volume	11	3	13	6	33	1	314	1	0	316	19	0	3	8	30	0	177	13	5	195	574
Percent	33.	9.1	39.	18.		0.3	99.	0.3	0.0		63.	0.0	10.	26.		0.0	90.	6.7	2.6		
Volume	11	3	13	6	33	1	314	1	0	316	19	0	3	8	30	0	177	13	5	195	574
Volume	1	0	2	2	5	0	86	0	0	86	9	0	0	0	9	0	45	2	2	49	149
Peak Factor																					0.963
High Int.	16:30																				
Volume	7	1	5	1	14	0	86	0	0	86	4	0	1	5	10	0	47	6	0	53	
Peak Factor																					0.920



Sabra-Wang & Associates, INC

1504 Joh Avenue, Suite 160

Baltimore, Maryland - 21277 Site Name : Tilden La @ Roseland Dr.

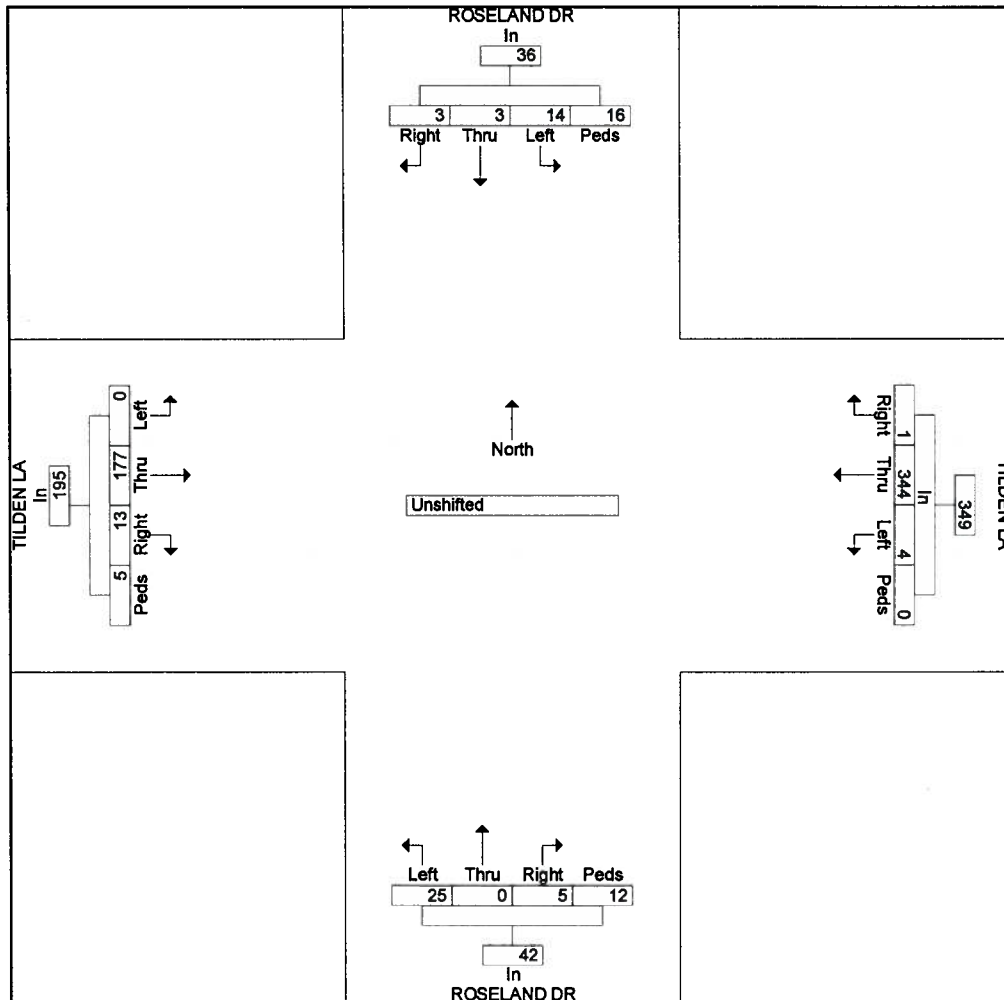
Ph No : 410-737-6564 Site Code : 00000000

Start Date : 10/14/2008

Page No : 6

Weather: Clear
 Counted By: Richard
 Town: Garrett Park
 County: Montgomery

Start Time	ROSELAND DR From North					TILDEN LA From East					ROSELAND DR From South					TILDEN LA From West					Int. Total			
	Left	Thru	Right	Peds	App. Total	Left	Thru	Right	Peds	App. Total	Left	Thru	Right	Peds	App. Total	Left	Thru	Right	Peds	App. Total				
Peak Hour From 12:00 to 18:45 - Peak 1 of 1																								
By Approach	17:30						16:45						18:00						16:00					
Volume	14	3	3	16	36	4	344	1	0	349	25	0	5	12	42	0	177	13	5	195				
Percent	38.9	8.3	8.3	44.4		1.1	98.6	0.3	0.0		59.5	0.0	11.9	28.6		0.0	90.8	6.7	2.6					
High Int. Volume	18:00						17:15						18:30						16:00					
Peak Factor	6	1	1	4	12	4	86	0	0	90	8	0	2	4	14	0	47	6	0	53				
					0.75					0.96					0.75					0.92				
					0					9					0					0				



Sabra-Wang & Associates, INC

1504 Joh Avenue, Suite 160

Baltimore, Maryland 21227 LA @ ROSELAND DR SATURDAY

Ph Site Code: 000000

Start Date : 11/01/2008

Page No : 1

Weather: SUNNY
 Counted By: LAMONA
 Town: ROCKVILLE
 County: MONTGOMERY

Groups Printed- Unshifted

Start Time	ROSELAND DR From North					TILDEN LN From East					ROSELAND DR From South					TILDEN LN From West					Int. Total
	Left	Thru	Right	Peds	App. Total	Left	Thru	Right	Peds	App. Total	Left	Thru	Right	Peds	App. Total	Left	Thru	Right	Peds	App. Total	
Factor	1.0	1.0	1.0	1.0		1.0	1.0	1.0	1.0		1.0	1.0	1.0	1.0		1.0	1.0	1.0	1.0		
11:00	2	0	1	0	3	0	41	0	0	41	3	0	0	0	3	0	45	3	0	48	95
11:15	5	0	2	0	7	1	50	0	0	51	4	0	2	0	6	0	44	4	0	48	112
11:30	9	1	4	0	14	1	48	0	0	49	2	0	0	0	2	0	55	3	0	58	123
11:45	7	0	2	0	9	4	55	0	0	59	5	0	0	0	5	0	66	3	0	69	142
Total	23	1	9	0	33	6	194	0	0	200	14	0	2	0	16	0	210	13	0	223	472
12:00	1	0	0	0	1	0	56	0	0	56	4	0	1	0	5	0	48	6	0	54	116
12:15	1	0	0	0	1	2	55	0	0	57	0	0	0	0	0	0	45	3	0	48	106
12:30	0	0	0	0	0	1	57	0	0	58	3	0	0	0	3	0	39	5	0	44	105
12:45	0	0	0	0	0	0	56	0	0	56	0	0	0	0	0	0	37	5	0	42	98
Total	2	0	0	0	2	3	224	0	0	227	7	0	1	0	8	0	169	19	0	188	425
13:00	3	0	2	0	5	2	48	0	0	50	1	0	1	0	2	0	42	9	0	51	108
13:15	6	1	2	0	9	1	50	0	0	51	4	0	0	0	4	0	39	2	0	41	105
13:30	2	0	0	0	2	1	70	0	0	71	2	0	3	0	5	0	28	2	0	30	108
13:45	2	0	1	0	3	0	52	0	0	52	1	0	0	0	1	0	38	1	0	39	95
Total	13	1	5	0	19	4	220	0	0	224	8	0	4	0	12	0	147	14	0	161	416
14:00	1	0	0	0	1	0	54	0	0	54	3	0	0	0	3	0	45	3	0	48	106
14:15	0	0	0	0	0	0	44	0	0	44	4	0	1	0	5	0	44	5	0	49	98
14:30	2	0	1	0	3	1	42	0	0	43	4	0	1	0	5	0	46	2	0	48	99
14:45	0	0	0	0	0	0	44	0	0	44	2	0	0	0	2	0	32	2	0	34	80
Total	3	0	1	0	4	1	184	0	0	185	13	0	2	0	15	0	167	12	0	179	383
Grand Total	41	2	15	0	58	14	822	0	0	836	42	0	9	0	51	0	693	58	0	751	1696
Apprch %	70.7	3.4	25.9	0.0		1.7	98.3	0.0	0.0		82.4	0.0	17.6	0.0		0.0	92.3	7.7	0.0		
Total %	2.4	0.1	0.9	0.0	3.4	0.8	48.5	0.0	0.0	49.3	2.5	0.0	0.5	0.0	3.0	0.0	40.9	3.4	0.0	44.3	

Sabra-Wang & Associates, INC

1504 Joh Avenue, Suite 160

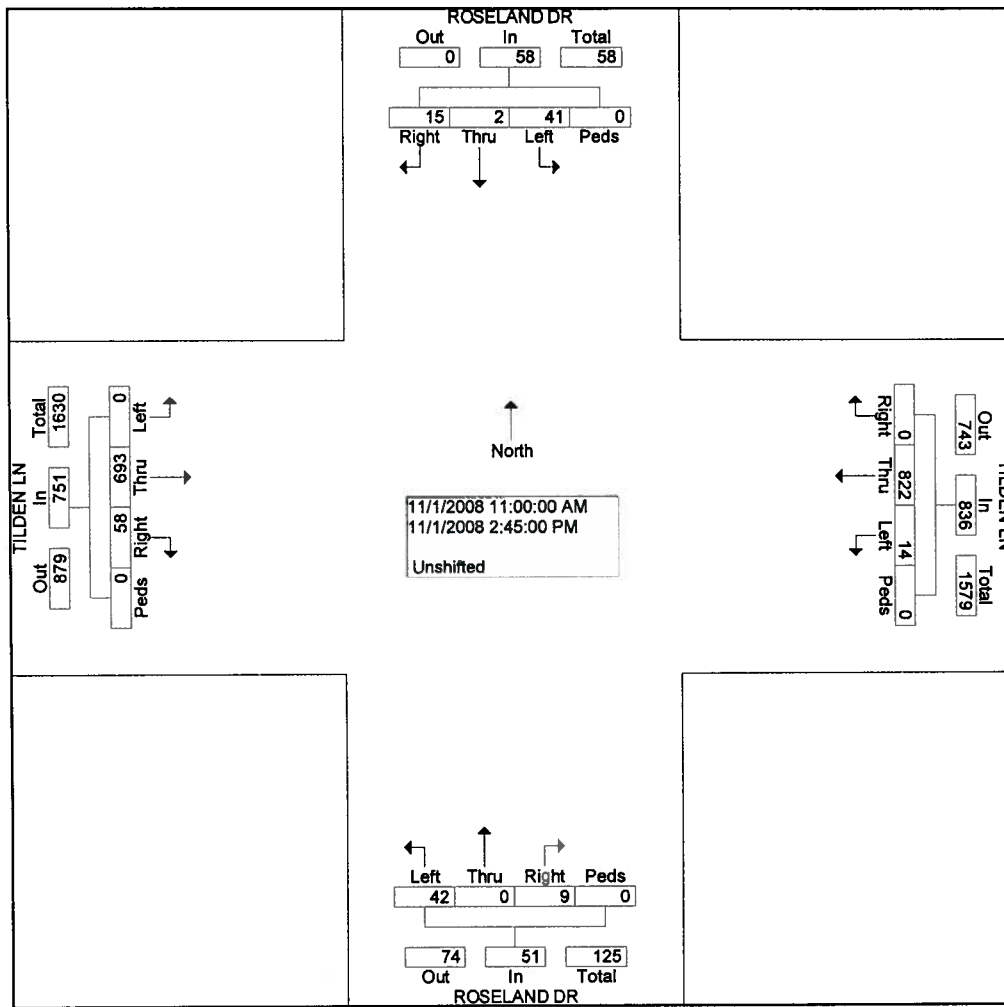
Baltimore, MD 21221 LA @ ROSELAND DR SATURDAY

Ph No: 410-787-6660

Start Date : 11/01/2008

Page No : 2

Weather: SUNNY
 Counted By: LAMONA
 Town: ROCKVILLE
 County: MONTGOMERY



Sabra-Wang & Associates, INC

1504 Joh Avenue, Suite 160

Baltimore, Maryland 21227 LA @ ROSELAND DR SATURDAY

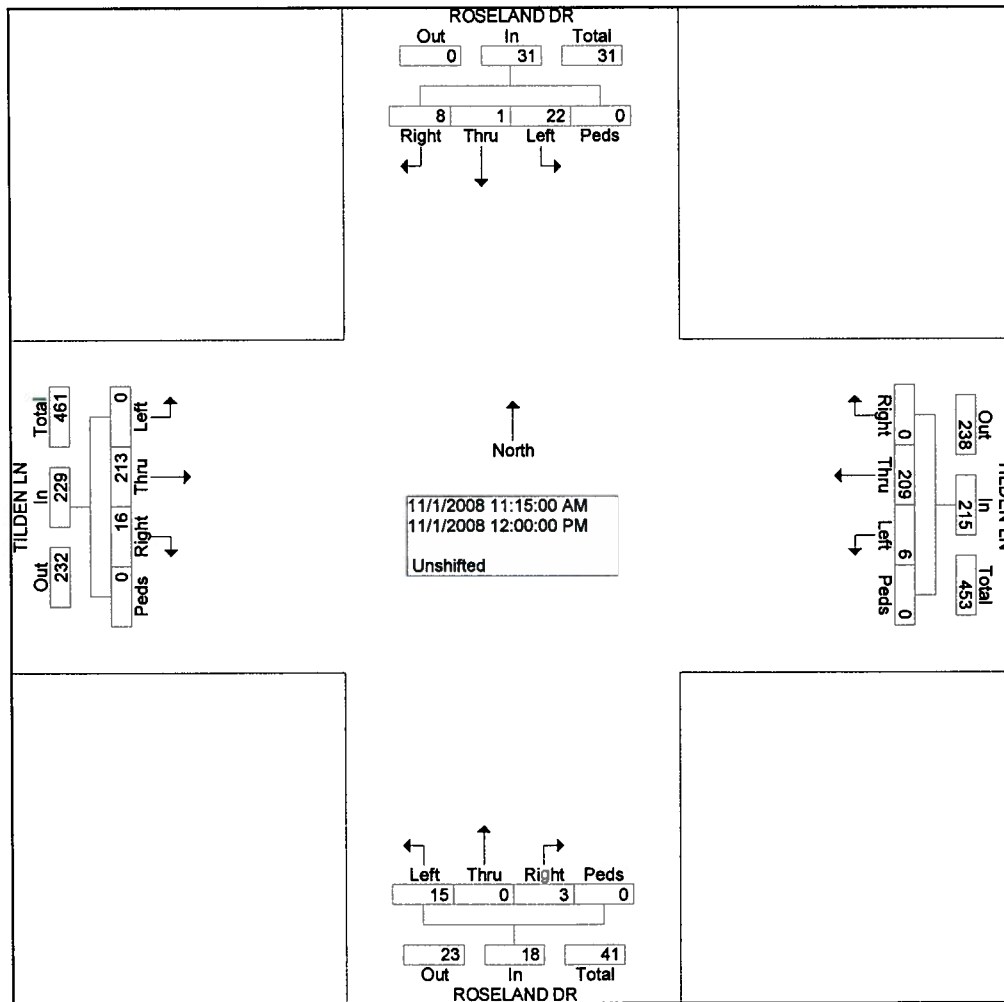
Ph Site Code: 000000

Start Date : 11/01/2008

Page No : 3

Weather: SUNNY
 Counted By: LAMONA
 Town: ROCKVILLE
 County: MONTGOMERY

Start Time	ROSELAND DR From North					TILDEN LN From East					ROSELAND DR From South					TILDEN LN From West					Int. Total
	Left	Thru	Right	Peds	App. Total	Left	Thru	Right	Peds	App. Total	Left	Thru	Right	Peds	App. Total	Left	Thru	Right	Peds	App. Total	
Peak Hour From 11:00 to 14:45 - Peak 1 of 1																					
Intersection	11:15																				
Volume	22	1	8	0	31	6	209	0	0	215	15	0	3	0	18	0	213	16	0	229	493
Percent	71.0	3.2	25.8	0.0		2.8	97.2	0.0	0.0		83.3	0.0	16.7	0.0		0.0	93.0	7.0	0.0		
Volume	22	1	8	0	31	6	209	0	0	215	15	0	3	0	18	0	213	16	0	229	493
Volume	7	0	2	0	9	4	55	0	0	59	5	0	0	5	0	66	3	0	69	142	0.868
Peak Factor																					
High Int.	11:30																				
Volume	9	1	4	0	14	4	55	0	0	59	4	0	2	0	6	0	66	3	0	69	
Peak Factor																					
Factor	0.55					0.91					0.75					0.83					0



Sabra-Wang & Associates, INC
 1504 Joh Avenue, Suite 160

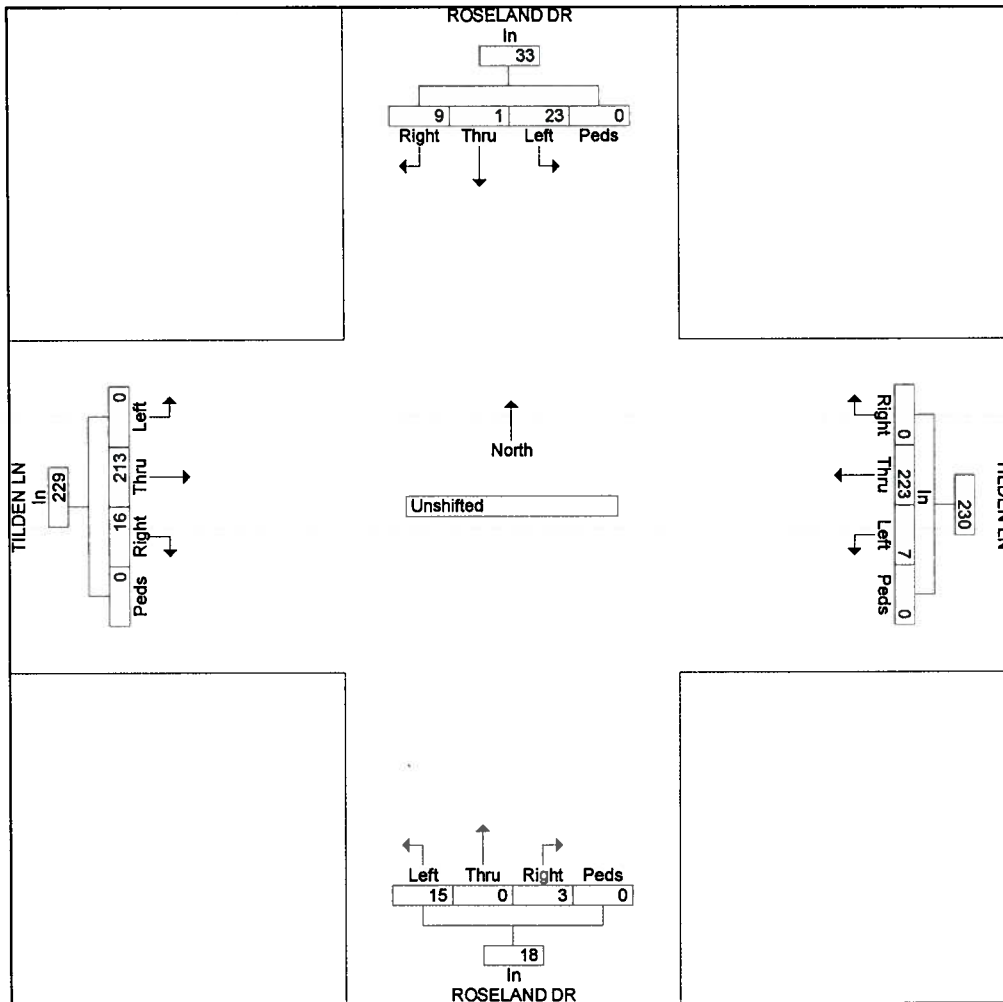
Weather: SUNNY
 Counted By: LAMONA
 Town: ROCKVILLE
 County: MONTGOMERY

File Number: 12027
 Baltimore, Maryland
 Ph No: 410-787-6550
 Start Date: 11/01/2008
 Page No: 4

Start Time	ROSELAND DR From North					TILDEN LN From East					ROSELAND DR From South					TILDEN LN From West					Int. Total
	Left	Thru	Right	Peds	App. Total	Left	Thru	Right	Peds	App. Total	Left	Thru	Right	Peds	App. Total	Left	Thru	Right	Peds	App. Total	

Peak Hour From 11:00 to 14:45 - Peak 1 of 1

By Approach	11:00	11:45	11:15	11:15
Volume	23 1 9 0 33	7 223 0 0 230	15 0 3 0 18	0 213 16 0 229
Percent	69.7 3.0 27.3 0.0	3.0 97.0 0.0 0.0	83.3 0.0 16.7 0.0	0.0 93.0 7.0 0.0
High Int. Volume	11:30 9 1 4 0 14	11:45 4 55 0 0 59	11:15 4 0 2 0 6	11:45 0 66 3 0 69
Peak Factor	0.58 9	0.97 5	0.75 0	0.83 0



Sabra-Wang & Associates, INC

1504 Joh Avenue, Suite 160

Baltimore , Maryland - 21227 Name : Marcliff Rd @ Cushman Rd

Ph No : 410-737-6564 Site Code : 00000000

Start Date : 10/16/2008

Page No : 1

Weather: Clear
 Counted By: Richard
 Town: Garrett Park
 County: Montgomery

Groups Printed- Unshifted

Start Time	MARCLIFF RD From North					NO ENTRANCE From East					MARCLIFF RD From South					CUSHMAN RD From West					Int. Total
	Left	Thru	Rig ht	Ped s	App. Total	Left	Thru	Rig ht	Ped s	App. Total	Left	Thru	Rig ht	Ped s	App. Total	Left	Thru	Rig ht	Ped s	App. Total	
Factor	1.0	1.0	1.0	1.0		1.0	1.0	1.0	1.0		1.0	1.0	1.0	1.0		1.0	1.0	1.0	1.0		
06:00	0	2	0	0	2	0	0	0	0	0	1	3	0	0	4	0	0	2	0	2	8
06:15	0	5	0	0	5	0	0	0	0	0	0	3	0	0	3	0	0	3	6	9	17
06:30	0	4	0	0	4	0	0	0	0	0	2	5	0	0	7	0	0	7	1	8	19
06:45	0	5	0	0	5	0	0	0	0	0	1	3	0	0	4	0	0	8	1	9	18
Total	0	16	0	0	16	0	0	0	0	0	4	14	0	0	18	0	0	20	8	28	62
07:00	0	3	1	0	4	0	0	0	0	0	4	7	0	0	11	0	0	9	0	9	24
07:15	0	5	0	0	5	0	0	0	0	0	0	8	0	0	8	2	0	4	2	8	21
07:30	0	12	0	0	12	0	0	0	0	0	0	12	0	0	12	0	0	9	0	9	33
07:45	0	10	0	0	10	0	0	0	0	0	3	16	0	0	19	0	0	12	0	12	41
Total	0	30	1	0	31	0	0	0	0	0	7	43	0	0	50	2	0	34	2	38	119
08:00	0	15	1	0	16	0	0	0	0	0	6	27	0	0	33	2	0	8	0	10	59
08:15	0	11	0	0	11	0	0	0	0	0	3	17	0	0	20	1	0	4	1	6	37
08:30	0	9	0	0	9	0	0	0	0	0	6	9	0	0	15	2	0	1	0	3	27
08:45	0	8	0	0	8	0	0	0	0	0	0	6	0	0	6	1	0	9	0	10	24
Total	0	43	1	0	44	0	0	0	0	0	15	59	0	0	74	6	0	22	1	29	147
*** BREAK ***																					
16:00	0	15	0	0	15	0	0	0	0	0	6	7	0	0	13	0	0	5	3	8	36
16:15	0	19	1	0	20	0	0	0	0	0	3	6	0	0	9	2	0	8	0	10	39
16:30	0	21	0	0	21	0	0	0	0	0	8	9	0	1	18	0	0	8	2	10	49
16:45	0	21	0	0	21	0	0	0	0	0	7	8	0	0	15	1	0	9	0	10	46
Total	0	76	1	0	77	0	0	0	0	0	24	30	0	1	55	3	0	30	5	38	170
17:00	0	20	0	0	20	0	0	0	0	0	6	9	0	1	16	0	0	3	1	4	40
17:15	0	19	1	0	20	0	0	0	0	0	4	10	0	0	14	0	0	4	0	4	38
17:30	0	29	0	0	29	0	0	0	0	0	7	13	0	0	20	1	0	7	1	9	58
17:45	0	26	3	0	29	0	0	0	0	0	7	12	0	0	19	1	0	7	0	8	56
Total	0	94	4	0	98	0	0	0	0	0	24	44	0	1	69	2	0	21	2	25	192
18:00	0	25	2	0	27	0	0	0	0	0	13	10	0	2	25	1	0	9	0	10	62
18:15	0	22	0	0	22	0	0	0	0	0	14	10	0	0	24	1	1	6	0	8	54
18:30	0	19	1	0	20	0	0	0	0	0	15	12	0	0	27	1	0	4	1	6	53
18:45	0	18	0	0	18	0	0	0	0	0	10	10	0	0	20	2	0	7	2	11	49
Total	0	84	3	0	87	0	0	0	0	0	52	42	0	2	96	5	1	26	3	35	218
Grand Total	0	343	10	0	353	0	0	0	0	0	126	232	0	4	362	18	1	153	21	193	908
Apprch %	0.0	97.2	2.8	0.0		0.0	0.0	0.0	0.0		34.8	64.1	0.0	1.1		9.3	0.5	79.3	10.9		
Total %	0.0	37.8	1.1	0.0	38.9	0.0	0.0	0.0	0.0	0.0	13.9	25.6	0.0	0.4	39.9	2.0	0.1	16.9	2.3	21.3	

Sabra-Wang & Associates, INC

1504 Joh Avenue, Suite 160

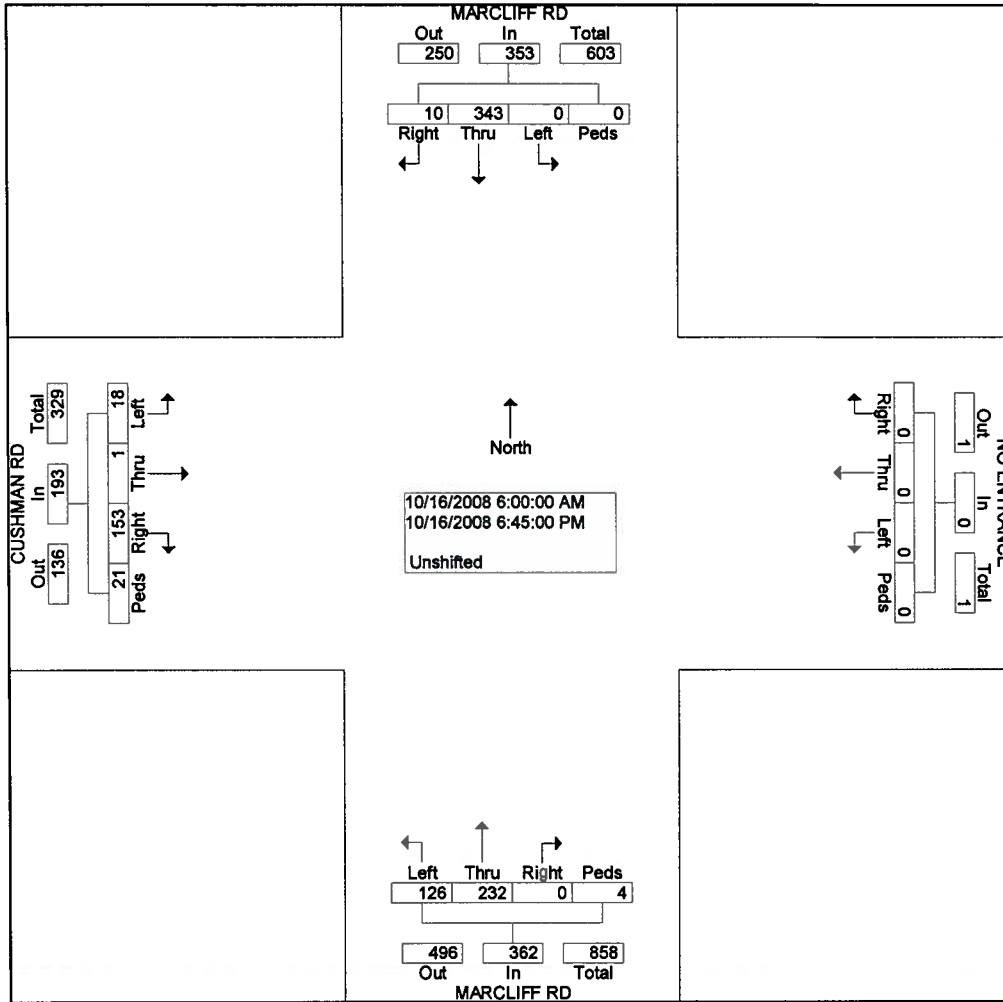
Baltimore, Maryland - 21217 Name : Marcliff Rd @ Cushman Rd

Ph No : 410-737-6564 Site Code : 00000000

Start Date : 10/16/2008

Page No : 2

Weather: Clear
 Counted By: Richard
 Town: Garrett Park
 County: Montgomery



Sabra-Wang & Associates, INC

1504 Joh Avenue, Suite 160

Baltimore, Maryland - 21207 Name : Marcliff Rd @ Cushman Rd

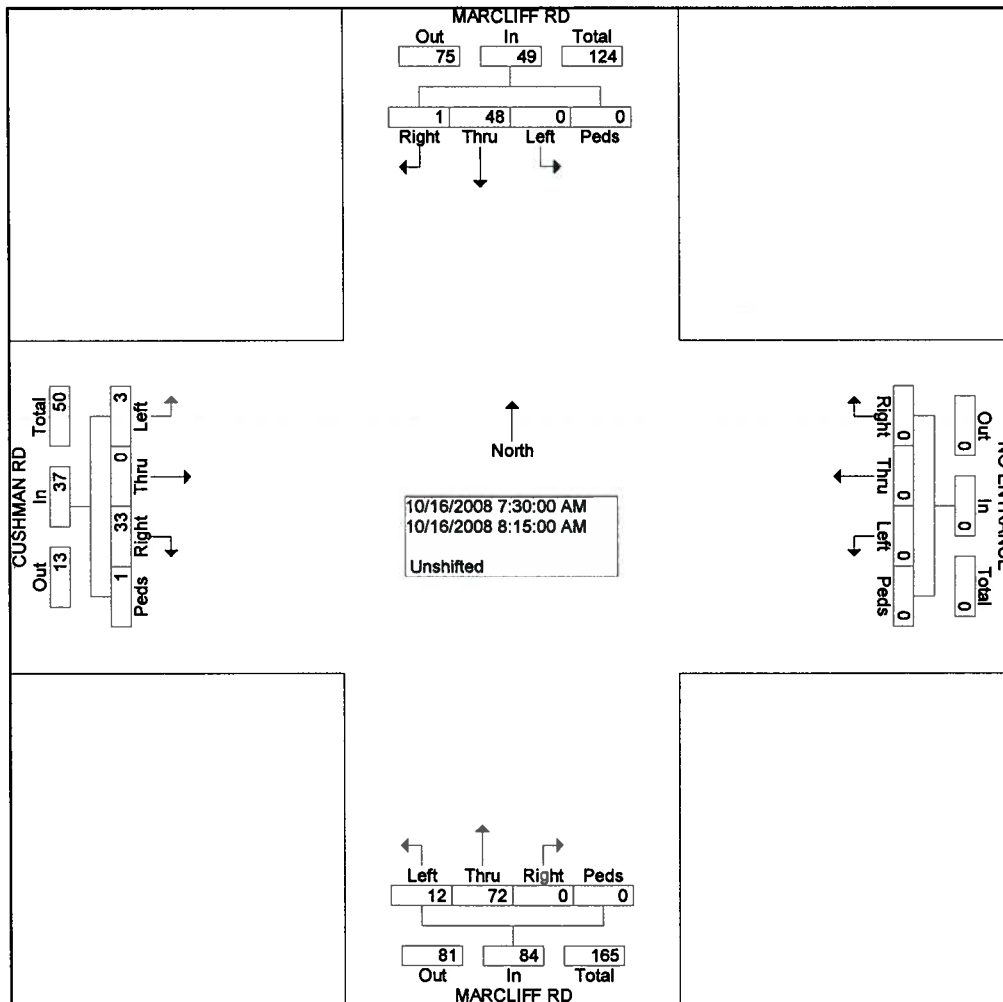
Ph No : 410-737-6564 Site Code : 00000000

Start Date : 10/16/2008

Page No : 3

Weather: Clear
 Counted By: Richard
 Town: Garrett Park
 County: Montgomery

Start Time	MARCLIFF RD From North					NO ENTRANCE From East					MARCLIFF RD From South					CUSHMAN RD From West					Int. Total
	Left	Thru	Rght	Peds	App. Total	Left	Thru	Rght	Peds	App. Total	Left	Thru	Rght	Peds	App. Total	Left	Thru	Rght	Peds	App. Total	
Peak Hour From 06:00 to 11:45 - Peak 1 of 1																					
Intersection	07:30																				
Volume	0	48	1	0	49	0	0	0	0	0	12	72	0	0	84	3	0	33	1	37	170
Percent	0.0	98.0	2.0	0.0		0.0	0.0	0.0	0.0		14.3	85.7	0.0	0.0		8.1	0.0	89.2	2.7		
Volume	0	48	1	0	49	0	0	0	0	0	12	72	0	0	84	3	0	33	1	37	170
Volume	0	15	1	0	16	0	0	0	0	0	6	27	0	0	33	2	0	8	0	10	59
Peak Factor	0.720																				
High Int. Peak	08:00					5:45:00 AM					08:00					07:45					
Volume	0	15	1	0	16	0	0	0	0	0	6	27	0	0	33	0	0	12	0	12	12
Peak Factor	0.766										0.636					0.771					



Sabra-Wang & Associates, INC

1504 Joh Avenue, Suite 160

Baltimore, Maryland - 21207 Name : Marcliff Rd @ Cushman Rd

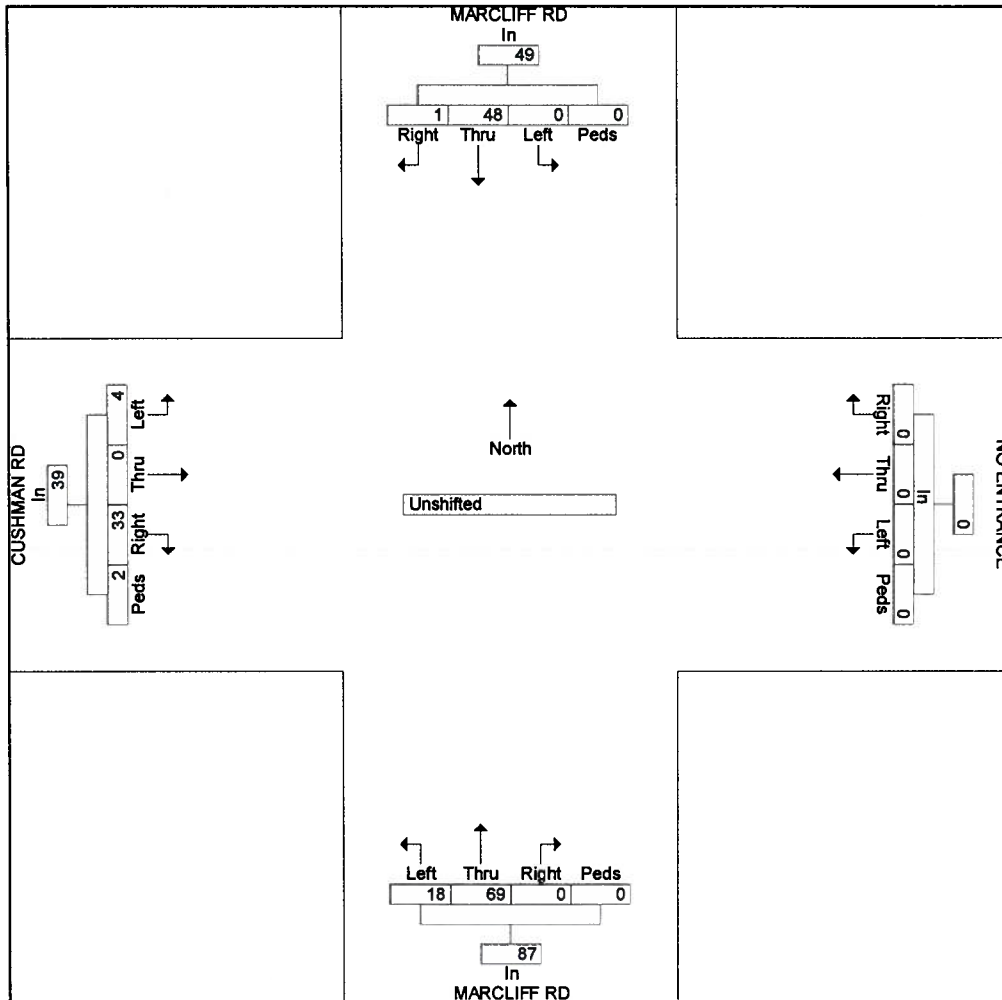
Ph No : 410-737-6564 Site Code : 00000000

Start Date : 10/16/2008

Page No : 4

Weather: Clear
 Counted By: Richard
 Town: Garrett Park
 County: Montgomery

Start Time	MARCLIFF RD From North					NO ENTRANCE From East					MARCLIFF RD From South					CUSHMAN RD From West					Int. Total
	Left	Thru	Rig ht	Ped s	App. Total	Left	Thru	Rig ht	Ped s	App. Total	Left	Thru	Rig ht	Ped s	App. Total	Left	Thru	Rig ht	Ped s	App. Total	
Peak Hour From 06:00 to 11:45 - Peak 1 of 1																					
By Approach	07:30					06:00					07:45					07:15					
Volume	0	48	1	0	49	0	0	0	0	0	18	69	0	0	87	4	0	33	2	39	
Percent	0.0	98.0	2.0	0.0		-	-	-	-		20.7	79.3	0.0	0.0		10.3	0.0	84.6	5.1		
High Int. Volume	08:00					-					08:00					07:45					
Peak Factor	0	15	1	0	16	-	-	-	-	-	6	27	0	0	33	0	0	12	0	12	
					0.76										0.65					0.81	
					6										9					3	

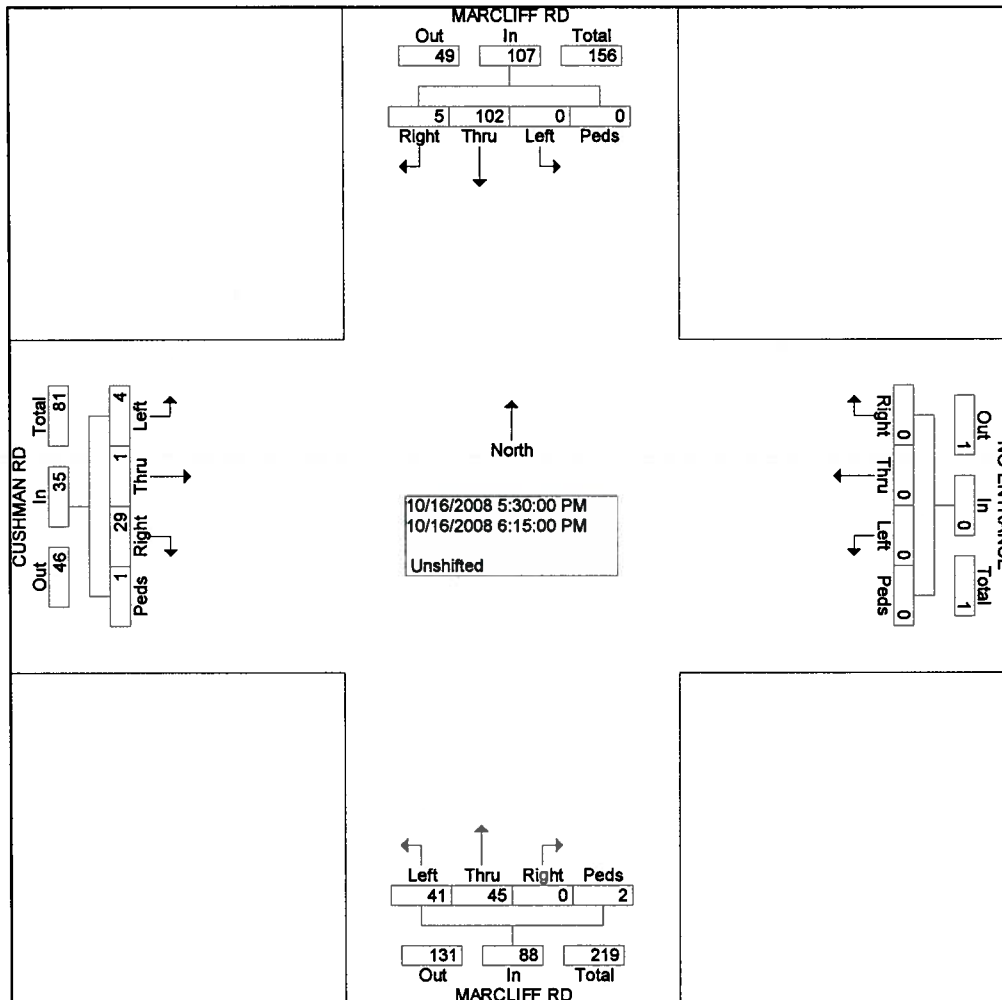


Sabra-Wang & Associates, INC
 1504 Joh Avenue, Suite 160

Weather: Clear
 Counted By: Richard
 Town: Garrett Park
 County: Montgomery

2007 Name : Marcliff Rd @ Cushman Rd
 Baltimore , Maryland - 21227
 Ph No : 410-737-6564
 Site Code : 00000000
 Start Date : 10/16/2008
 Page No : 5

Start Time	MARCLIFF RD From North					NO ENTRANCE From East					MARCLIFF RD From South					CUSHMAN RD From West					Int. Total
	Left	Thru	Right	Peds	App. Total	Left	Thru	Right	Peds	App. Total	Left	Thru	Right	Peds	App. Total	Left	Thru	Right	Peds	App. Total	
Peak Hour From 12:00 to 18:45 - Peak 1 of 1																					
Intersection	17:30																				
Volume	0	102	5	0	107	0	0	0	0	0	41	45	0	2	88	4	1	29	1	35	230
Percent	0.0	95.3	4.7	0.0		0.0	0.0	0.0	0.0		46.6	51.1	0.0	2.3		11.4	2.9	82.9	2.9		
Volume	0	102	5	0	107	0	0	0	0	0	41	45	0	2	88	4	1	29	1	35	230
Volume	0	25	2	0	27	0	0	0	0	0	13	10	0	2	25	1	0	9	0	10	62
Peak Factor																0.927					
High Int. Peak Factor	17:30					18:00					18:00										
Volume	0	29	0	0	29	0	0	0	0	0	13	10	0	2	25	1	0	9	0	10	
Peak Factor	0.92										0.88					0.87					
Factor	2										0					5					



Sabra-Wang & Associates, INC

1504 Joh Avenue, Suite 160

Baltimore, Maryland - 21207 Name : Marcliff Rd @ Cushman Rd

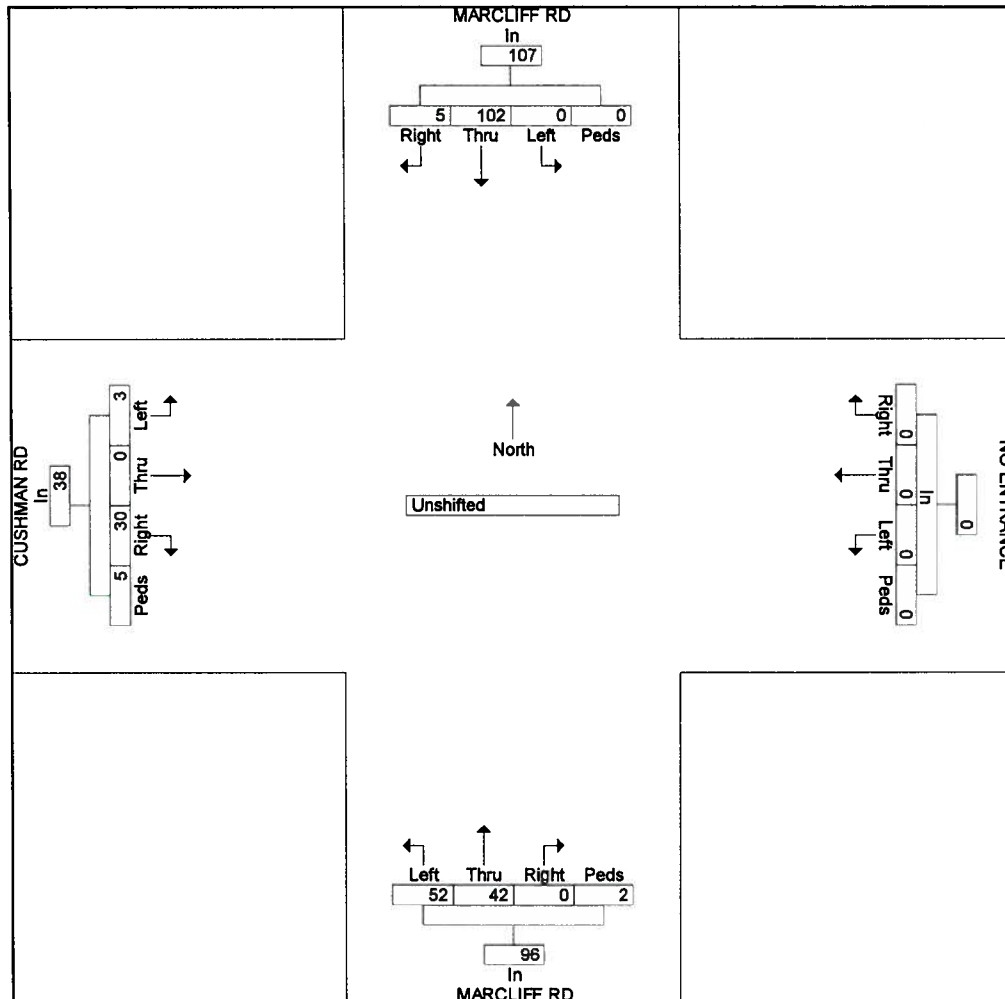
Ph No : 410-737-6564 Site Code : 00000000

Start Date : 10/16/2008

Page No : 6

Weather: Clear
 Counted By: Richard
 Town: Garrett Park
 County: Montgomery

Start Time	MARCLIFF RD From North					NO ENTRANCE From East					MARCLIFF RD From South					CUSHMAN RD From West					Int. Total
	Left	Thru	Rig ht	Ped s	App. Total	Left	Thru	Rig ht	Ped s	App. Total	Left	Thru	Rig ht	Ped s	App. Total	Left	Thru	Rig ht	Ped s	App. Total	
Peak Hour From 12:00 to 18:45 - Peak 1 of 1																					
By Approach	17:30					12:00					18:00					16:00					
Volume	0	102	5	0	107	0	0	0	0	0	52	42	0	2	96	3	0	30	5	38	
Percent	0.0	95.3	4.7	0.0		-	-	-	-	-	54.2	43.8	0.0	2.1		7.9	0.0	78.9	13.2		
High Int. Volume	17:30					-					18:30					16:15					
Peak Factor	0	29	0	0	29	-	-	-	-	-	15	12	0	0	27	2	0	8	0	10	
					0.92										0.88					0.95	
					2									9						0	



Sabra-Wang & Associates, INC

1504 Joh Avenue, Suite 160

Baltimore, Maryland 21222 Marcliff Rd @ Cushman Rd Saturday

Ph No : 410-576-0504 : 00000000

Start Date : 10/25/2008

Page No : 1

Weather: Clear
 Counted By: Moh
 Town: Garrett Park
 County: Montgomery

Groups Printed- Unshifted

Start Time	MARCLIFF RD From North					NO ENTRANCE From East					MARCLIFF RD From South					CUSHMAN RD From West					Int. Total
	Left	Thru	Rght	Peds	App. Total	Left	Thru	Rght	Peds	App. Total	Left	Thru	Rght	Peds	App. Total	Left	Thru	Rght	Peds	App. Total	
Factor	1.0	1.0	1.0	1.0		1.0	1.0	1.0	1.0		1.0	1.0	1.0	1.0		1.0	1.0	1.0	1.0		
11:00	0	6	3	0	9	0	0	0	0	0	1	8	0	0	9	0	0	13	0	13	31
11:15	0	8	1	0	9	0	0	0	0	0	6	10	0	0	16	0	0	11	0	11	36
11:30	0	16	1	0	17	0	0	0	0	0	4	7	0	0	11	2	0	5	0	7	35
11:45	0	23	0	0	23	0	0	0	0	0	8	5	0	0	13	1	0	7	0	8	44
Total	0	53	5	0	58	0	0	0	0	0	19	30	0	0	49	3	0	36	0	39	146
12:00	0	18	0	0	18	0	0	0	0	0	6	7	0	0	13	0	0	6	0	6	37
12:15	0	17	0	0	17	0	0	0	0	0	4	8	0	0	12	0	0	5	2	7	36
12:30	0	14	0	0	14	0	0	0	0	0	9	9	0	0	18	0	0	3	0	3	35
12:45	0	20	1	0	21	0	0	0	0	0	4	8	0	0	12	0	0	3	0	3	36
Total	0	69	1	0	70	0	0	0	0	0	23	32	0	0	55	0	0	17	2	19	144
13:00	0	13	0	0	13	0	0	0	0	0	6	6	0	0	12	1	0	5	0	6	31
13:15	0	13	0	0	13	0	0	0	0	0	5	4	0	0	9	0	0	12	0	12	34
13:30	0	12	0	0	12	0	0	0	0	0	9	5	0	0	14	1	0	13	1	15	41
13:45	0	9	1	0	10	0	0	0	0	0	6	8	0	0	14	2	0	7	0	9	33
Total	0	47	1	0	48	0	0	0	0	0	26	23	0	0	49	4	0	37	1	42	139
14:00	0	11	1	1	13	0	0	0	0	0	8	9	0	0	17	0	0	5	0	5	35
14:15	0	17	1	0	18	0	0	0	0	0	9	7	0	0	16	0	0	2	0	2	36
14:30	0	6	0	0	6	0	0	0	0	0	5	9	0	0	14	0	0	6	0	6	26
14:45	0	7	0	0	7	0	0	0	0	0	10	11	0	0	21	0	0	10	0	10	38
Total	0	41	2	1	44	0	0	0	0	0	32	36	0	0	68	0	0	23	0	23	135
Grand Total	0	210	9	1	220	0	0	0	0	0	100	121	0	0	221	7	0	113	3	123	564
Apprch %	0.0	95.5	4.1	0.5		0.0	0.0	0.0	0.0		45.2	54.8	0.0	0.0		5.7	0.0	91.9	2.4		
Total %	0.0	37.2	1.6	0.2	39.0	0.0	0.0	0.0	0.0	0.0	17.7	21.5	0.0	0.0	39.2	1.2	0.0	20.0	0.5	21.8	

Sabra-Wang & Associates, INC

1504 Joh Avenue, Suite 160

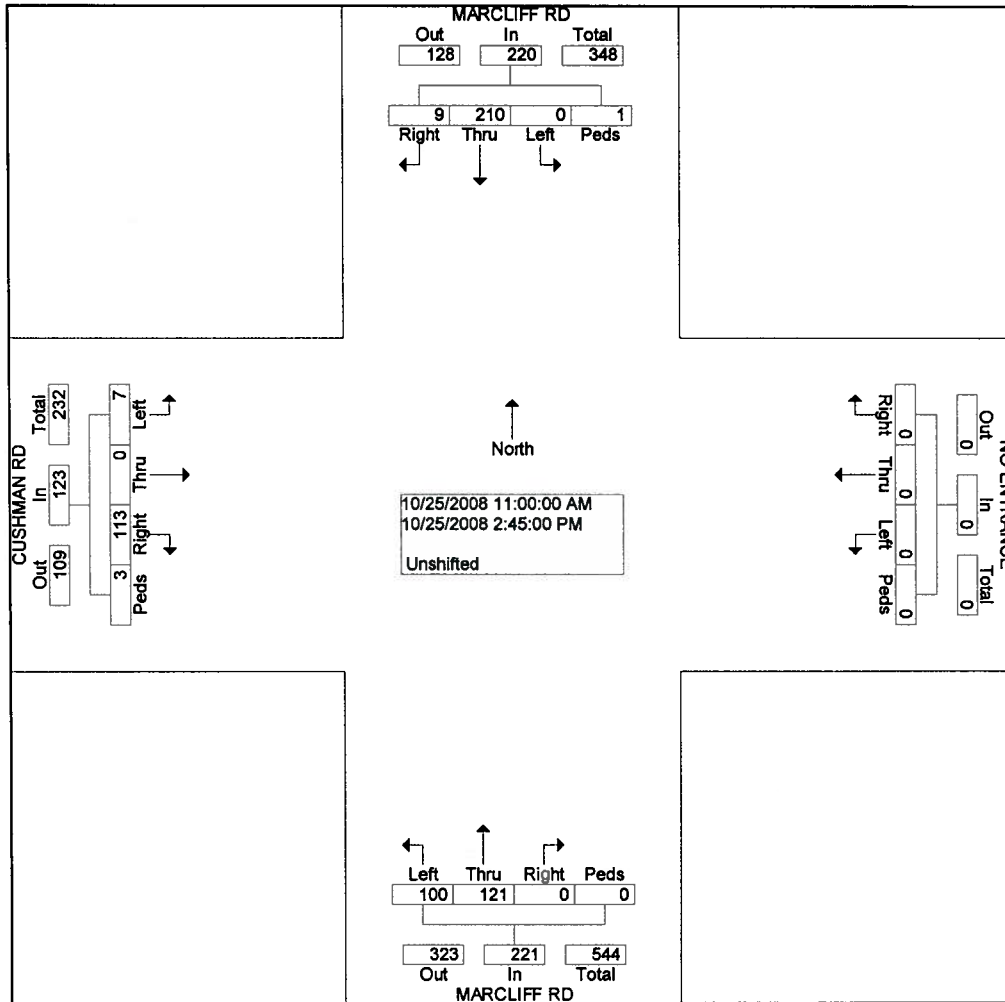
Baltimore, Maryland 21222 Marcliff Rd @ Cushman Rd Saturday

Ph No : 410-576-6564 : 00000000

Start Date : 10/25/2008

Page No : 2

Weather: Clear
 Counted By: Moh
 Town: Garrett Park
 County: Montgomery



Sabra-Wang & Associates, INC

1504 Joh Avenue, Suite 160

Baltimore, Maryland 21222 Marcliff Rd @ Cushman Rd Saturday

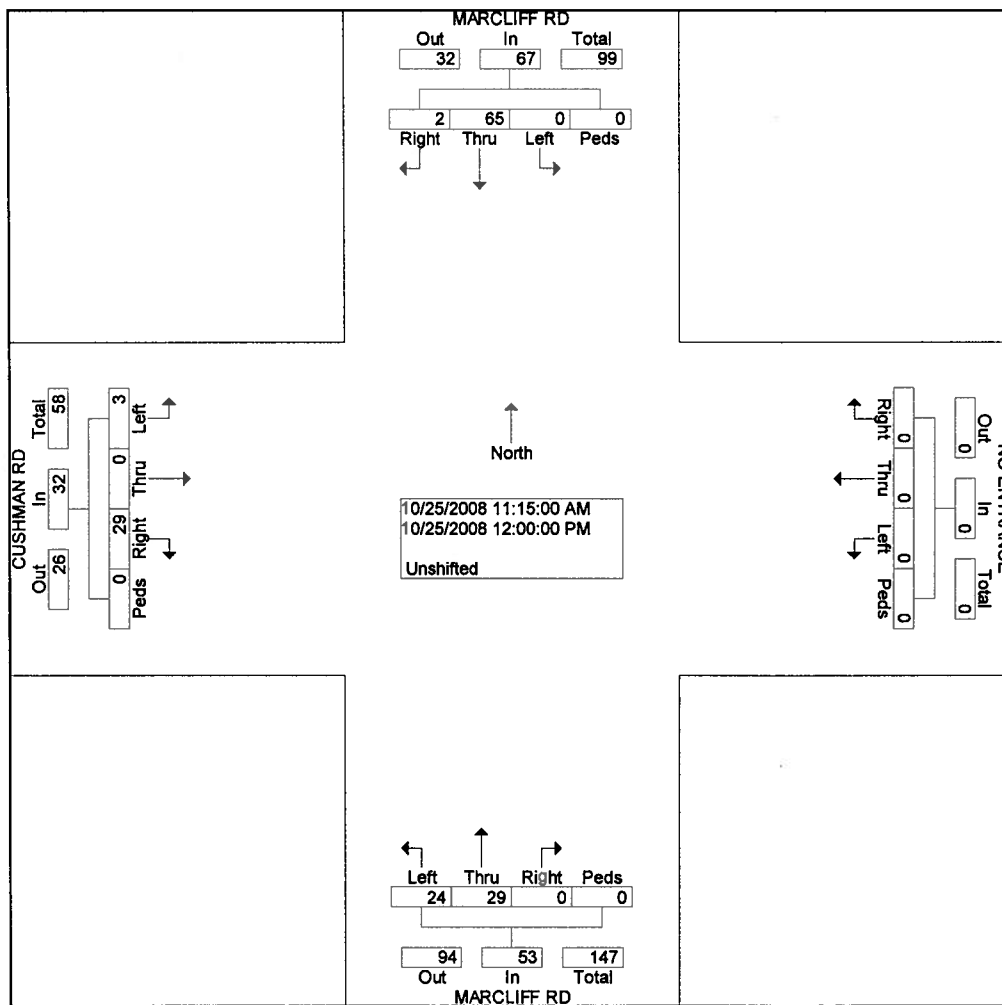
Ph No : 410-570-0504 : 00000000

Start Date : 10/25/2008

Page No : 3

Weather: Clear
 Counted By: Moh
 Town: Garrett Park
 County: Montgomery

Start Time	MARCLIFF RD From North					NO ENTRANCE From East					MARCLIFF RD From South					CUSHMAN RD From West					Int. Total
	Left	Thru	Right	Peds	App. Total	Left	Thru	Right	Peds	App. Total	Left	Thru	Right	Peds	App. Total	Left	Thru	Right	Peds	App. Total	
Peak Hour From 11:00 to 14:45 - Peak 1 of 1																					
Intersection	11:15																				
Volume	0	65	2	0	67	0	0	0	0	0	24	29	0	0	53	3	0	29	0	32	152
Percent	0.0	97.0	3.0	0.0		0.0	0.0	0.0	0.0		45.3	54.7	0.0	0.0		9.4	0.0	90.6	0.0		
Volume	0	65	2	0	67	0	0	0	0	0	24	29	0	0	53	3	0	29	0	32	152
Volume	0	23	0	0	23	0	0	0	0	0	8	5	0	0	13	1	0	7	0	8	44
Peak Factor	0.864																				
High Int.	11:45																				
Volume	0	23	0	0	23	10:45:00 AM					6	10	0	0	16	11:15					11
Peak Factor	0.728										0.828					0.727					



Sabra-Wang & Associates, INC

1504 Joh Avenue, Suite 160

Baltimore, Maryland 21222 Marcliff Rd @ Cushman Rd Saturday

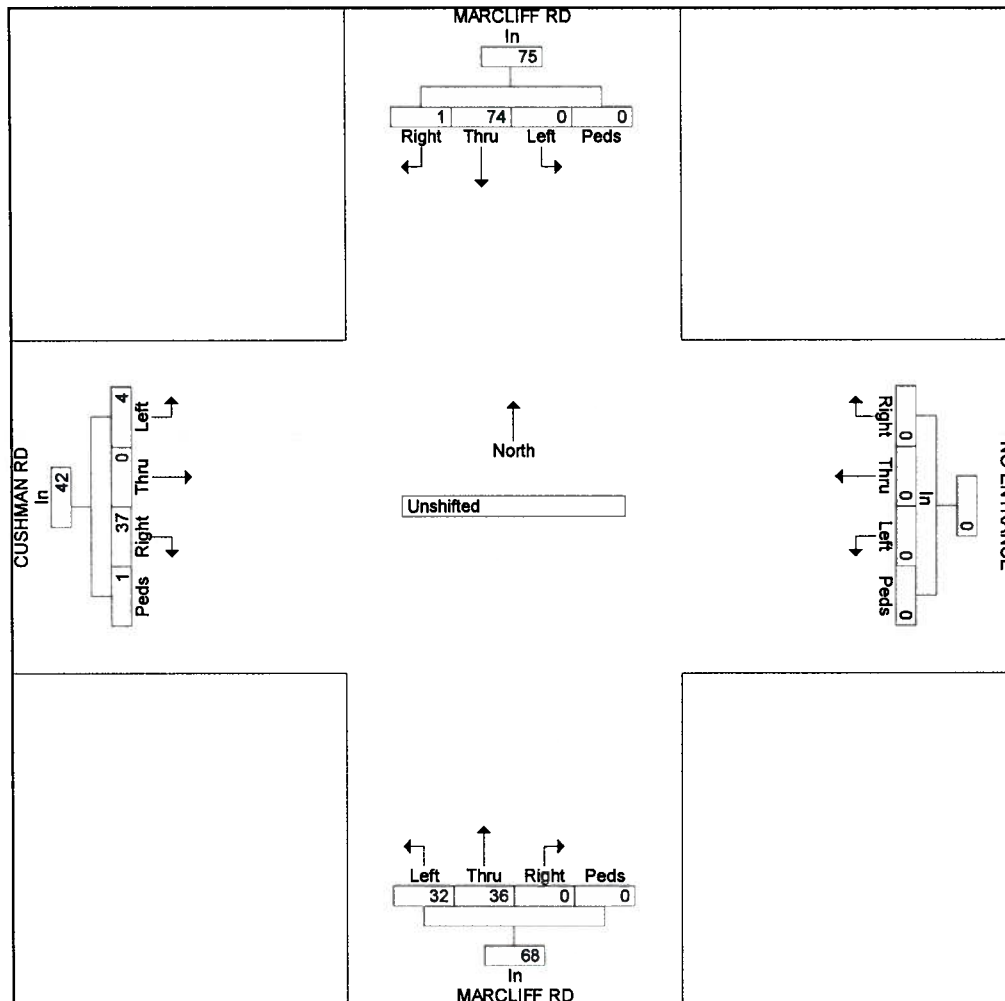
Ph No : 410-576-0504 : 00000000

Start Date : 10/25/2008

Page No : 4

Weather: Clear
 Counted By: Moh
 Town: Garrett Park
 County: Montgomery

Start Time	MARCLIFF RD From North					NO ENTRANCE From East					MARCLIFF RD From South					CUSHMAN RD From West					Int. Total
	Left	Thru	Rig ht	Ped s	App. Total	Left	Thru	Rig ht	Ped s	App. Total	Left	Thru	Rig ht	Ped s	App. Total	Left	Thru	Rig ht	Ped s	App. Total	
Peak Hour From 11:00 to 14:45 - Peak 1 of 1																					
By Approach	11:30					11:00					14:00					13:00					
Volume	0	74	1	0	75	0	0	0	0	0	32	36	0	0	68	4	0	37	1	42	
Percent	0.0	98.7	1.3	0.0		-	-	-	-	-	47.1	52.9	0.0	0.0		9.5	0.0	88.1	2.4		
High Int. Volume	11:45					-					14:45					13:30					
Peak Factor	0	23	0	0	23	-	-	-	-	-	10	11	0	0	21	1	0	13	1	15	
					0.81										0.81					0.70	
					5										0					0	



Site Code: Trax Flex HS
 Station ID: SN:021179
 MARCLIFF ROAD NORTH OF CUSHMAN RD

Latitude: 0' 0.000 Undefined

Start Time	20-Oct-08		Tue		Wed		Thu		Fri		Sat		Sun		Week Average	
	NB	SB	NB	SB	NB	SB	NB	SB	NB	SB	NB	SB	NB	SB	NB	SB
12:00 AM	*	*	*	*	*	*	0	0	0	0	3	3	8	7	3	2
01:00	*	*	*	*	*	*	0	0	1	0	5	1	0	0	2	0
02:00	*	*	*	*	*	*	0	0	2	0	4	0	1	2	2	0
03:00	*	*	*	*	*	*	0	1	2	2	1	0	1	0	1	1
04:00	*	*	*	*	*	*	1	0	2	0	0	0	2	0	1	0
05:00	*	*	*	*	*	*	6	3	3	5	7	2	5	2	5	3
06:00	*	*	*	*	*	*	42	19	37	17	2	5	4	2	21	11
07:00	*	*	*	*	*	*	114	60	87	61	17	4	13	6	58	33
08:00	*	*	*	*	*	*	145	88	85	78	38	21	30	9	74	49
09:00	*	*	*	*	*	*	84	29	67	49	69	34	31	17	63	32
10:00	*	*	*	*	*	*	46	27	62	32	105	60	61	21	68	35
11:00	*	*	*	*	*	*	70	41	73	36	110	51	62	41	79	42
12:00 PM	*	*	*	*	*	*	63	57	75	43	96	46	65	53	75	50
01:00	*	*	*	*	*	*	47	41	59	45	94	44	62	46	66	44
02:00	*	*	*	*	*	*	93	68	86	84	91	56	63	42	83	62
03:00	*	*	*	*	*	*	127	77	107	72	91	33	70	39	99	55
04:00	*	*	*	*	*	*	91	75	86	74	68	48	79	68	81	66
05:00	*	*	*	*	*	*	103	52	97	69	59	46	60	47	80	54
06:00	*	*	*	*	*	*	97	73	81	54	66	51	43	43	72	55
07:00	*	*	*	*	*	*	59	66	46	37	35	42	45	47	46	48
08:00	*	*	*	*	*	*	31	25	46	32	19	26	22	21	30	26
09:00	*	*	*	*	*	*	24	27	24	26	24	16	21	18	23	22
10:00	*	*	*	*	*	*	18	17	27	15	40	16	5	11	22	15
11:00	*	*	*	*	*	*	6	3	7	6	20	12	7	3	10	6
Lane Day	0	0	0	0	0	0	1267	849	1162	837	1064	617	760	545	1064	711
AM Peak Vol.	0	0	0	0	0	0	2116	808	1999	808	1681	1000	1305	1100	1775	1100
PM Peak Vol.							145	88	87	78	110	60	62	41	79	49
Comb. Total ADT	0	0	0	0	0	0	127	77	107	84	96	56	79	68	99	66
ADT	ADT 1,775	ADT 1,775	ADT 1,775	ADT 1,775	ADT 1,775	ADT 1,775	1681	1305	1775	1681	1305	1775	1681	1305	1775	1775

JAMAR Technologies, Inc.

151 Keith Valley Rd.
Horsham, PA, USA 19044
800-776-0940

Site Code: Trax Flex HS
Station ID: SN:021109
LUXMANOR ROAD NORTH OF ROSELAND DRIVE

Latitude: 0' 0.000 Undefined

Start Time	20-Oct-08		Tue		Wed		Thu		Fri		Sat		Sun		Week Average	
	NB	SB	NB	SB	NB	SB	NB	SB	NB	SB	NB	SB	NB	SB	NB	SB
12:00	*	*	*	*	*	*	*	*	*	*	*	*	*	*	1	1
AM	*	*	*	*	*	*	*	*	*	*	*	*	*	*	1	1
01:00	*	*	*	*	*	*	2	1	1	1	1	1	1	2	1	1
02:00	*	*	*	*	*	*	1	1	1	1	1	1	1	1	1	1
03:00	*	*	*	*	*	*	4	6	3	4	2	1	1	1	2	3
04:00	*	*	*	*	*	*	3	2	2	1	1	1	1	1	2	1
05:00	*	*	*	*	*	*	8	6	6	5	2	2	1	1	4	4
06:00	*	*	*	*	*	*	18	15	21	18	8	6	5	3	13	10
07:00	*	*	*	*	*	*	20	17	23	15	10	8	3	4	14	11
08:00	*	*	*	*	*	*	22	22	24	22	16	10	8	10	16	17
09:00	*	*	*	*	*	*	26	22	28	24	14	18	6	11	18	19
10:00	*	*	*	*	*	*	22	20	20	18	12	13	9	10	16	15
11:00	*	*	*	*	*	*	26	23	22	20	16	14	12	10	19	17
12:00																
PM																
01:00	*	*	*	*	*	*	24	16	26	18	21	12	16	13	22	15
02:00	*	*	*	*	*	*	18	17	21	15	18	12	14	13	18	14
03:00	*	*	*	*	*	*	32	14	30	12	24	10	19	14	26	12
04:00	*	*	*	*	*	*	36	37	34	31	30	24	22	17	30	27
05:00	*	*	*	*	*	*	28	28	25	22	21	18	15	12	20	20
06:00	*	*	*	*	*	*	41	25	37	21	32	15	19	11	32	18
07:00	*	*	*	*	*	*	46	29	42	31	30	21	21	15	35	24
08:00	*	*	*	*	*	*	40	24	39	22	24	18	20	12	31	19
09:00	*	*	*	*	*	*	34	22	31	20	27	14	23	14	29	18
10:00	*	*	*	*	*	*	30	18	27	18	22	13	20	10	25	15
11:00	*	*	*	*	*	*	22	15	20	10	20	14	15	11	19	12
11:00	*	*	*	*	*	*	13	10	10	10	8	6	4	3	9	8
Lane	0	0	0	0	0	0	518	394	494	365	357	259	258	199	405	303
Day	0	0	0	0	0	0	912	859	616	457	708					
AM Peak							09:00	11:00	09:00	09:00	11:00	09:00	09:00	09:00	11:00	09:00
Vol.							26	23	28	24	16	18	12	11	19	19
PM Peak							18:00	15:00	18:00	15:00	17:00	15:00	20:00	15:00	18:00	15:00
Vol.							46	37	42	31	32	24	23	17	35	27

Comb. Total 0 0 0 0 0 0 912 859 616 457 708

ADT ADT 711 AADT 711